

# Youth Safety Training

## D2L Instructions

The Youth Safety Training Course is designed to educate staff and volunteers in ways we can keep unenrolled youth safe while participating in our programming. The curriculum was developed from the [Interactions with Non-enrolled Minors Policy](#).

---

### Training Overview

- The first part of the training will be an interactive training video, which consists of five modules. This video can be accessed in the training materials below.
- The second part will be a 20-question assessment. You must correctly answer 16 of the 20 questions to complete the training. This assessment can also be accessed below, but you will not be able to view or enter the assessment until you have completed the training video.

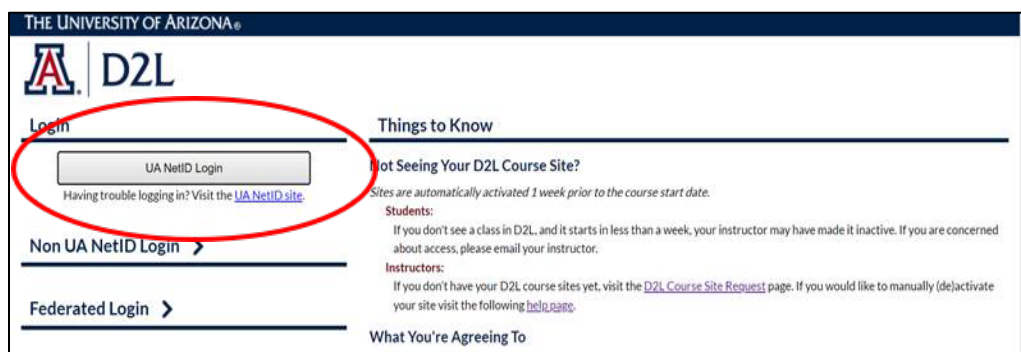
Upon completion of the training video, you will receive a password needed to access the assessment. **Be sure to write down the password.** If you forget, return to the training video, and when prompted select to return from where you left off and you will be able to write down the password.

Please set aside between 60-90 minutes to complete the full training and assessment. If you cannot complete the video in one sitting, you may sign out and you will be returned to where you left off when you log back in. The assessment must be completed in one sitting.

---

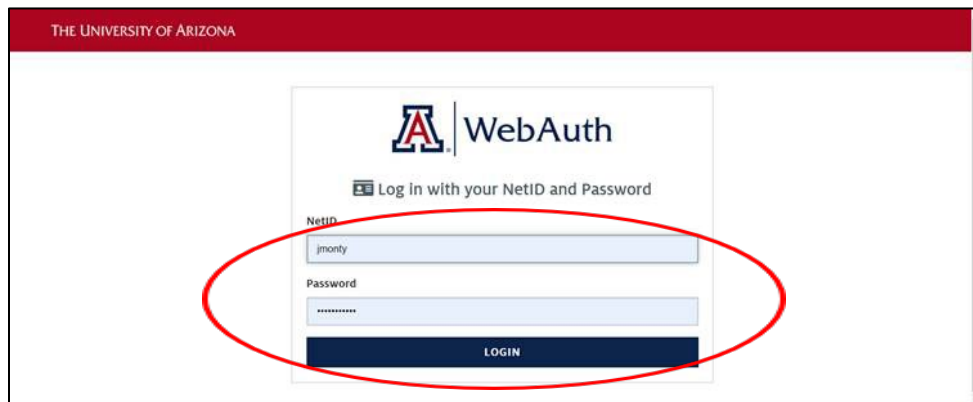
### Accessing the Training

1. Find the Youth Safety Course Training here:  
<https://d2l.arizona.edu/d2l/home/579039>
2. Click on that link, where you will be prompted to login with your NetID, seen in the example below in red.
  - a. If you do not know your NetID, please contact your local Program Coordinator, or the [Volunteer Systems Coordinator](#).



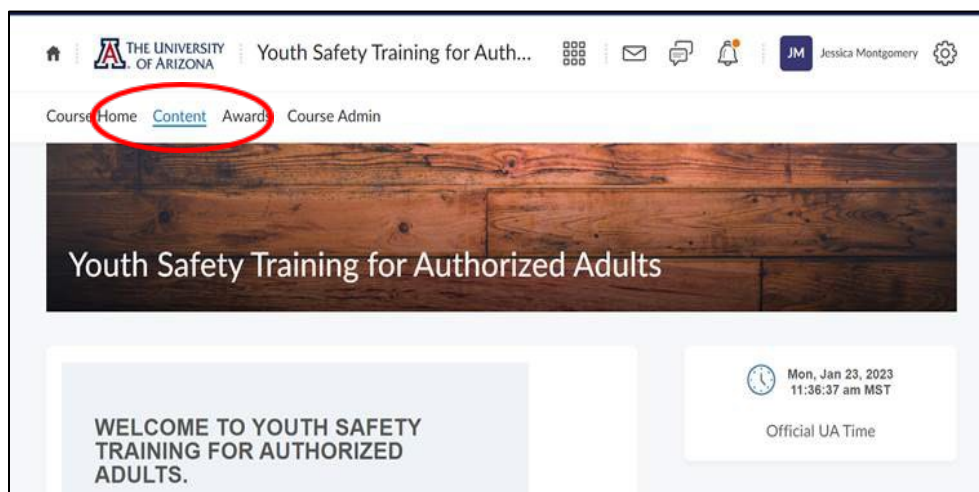
### 3. Log in with your NetID and password as indicated below.

- a. The NetID is the first part of your University of Arizona Email
  - i. (example: jdoe@arizona.edu would have the NetID as jdoe)
- b. You will also potentially need your two-factor authentication application [DuoMobile](#) to login.
- c. If you need assistance with resetting your NetID or password, and would like to self-service, please visit this site: <https://netid-portal.iam.arizona.edu/>
- d. If you need assistance with resetting your NetID, password, or Duo Mobile and need UA assistance, please contact the 24/7 HelpDesk for resolution. They can be reached by:
  - i. Phone : 520-626-TECH(8324)
  - ii. Chat: <https://247.arizona.edu/>



### 4. After logging in, you'll see the Youth Safety Training screen. Click on "Content", below in Red.

- a. If you cannot access this course, please contact the [Volunteer Systems Coordinator](#).



### 5. Once you complete your training, please send your local Program Coordinator a copy of your certification for their records.