

Heat Units After Planting							
Planted:	1-Mar	15-Mar	1-Apr	15-Apr	1-May	15-May	
2021:	1283	1185	1023	782	554	280	
Normal:	1319	1198	1013	833	581	315	
2020:	1242	1130	1023	896	622	311	
Water Use:	1.18	1.04	0.80	0.46	0.41	0.41	"/wk

Temperature & Heat Units								
Last Week				This Week				
	Max	Min	HUs	Rain		Max	Min	HUs
Actual	96	58	138	0	2020	104	68	178
Normal	95	62	148		Normal	99	64	160

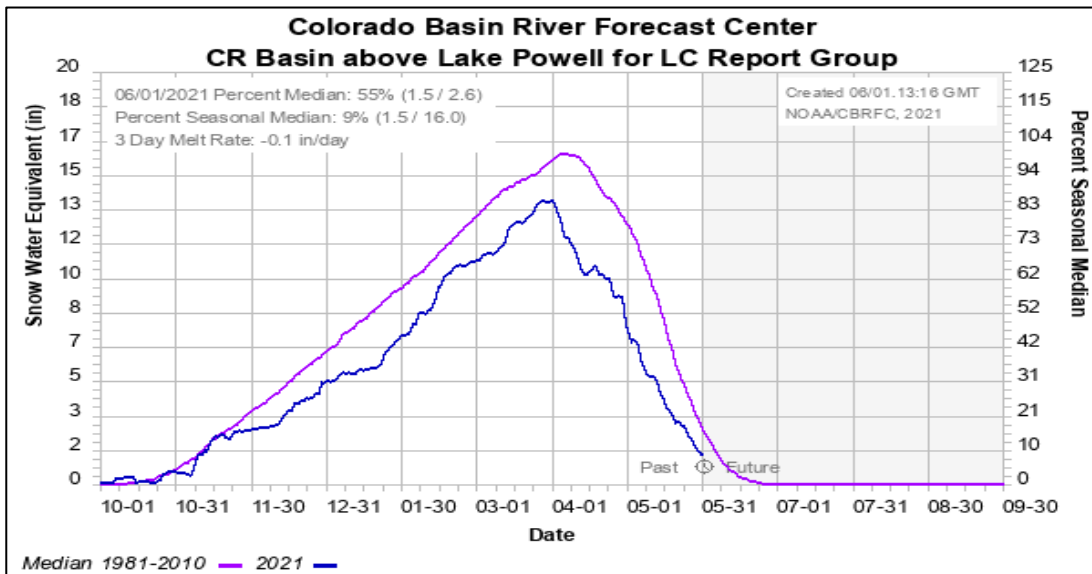
Cotton Heat Stress						
Date						
5/24	5/25	5/26	5/27	5/28	5/29	5/30
NS	NS	NS	NS	NS	NS	NS

NS: No Stress; L1: Level 1; L2: Level 2

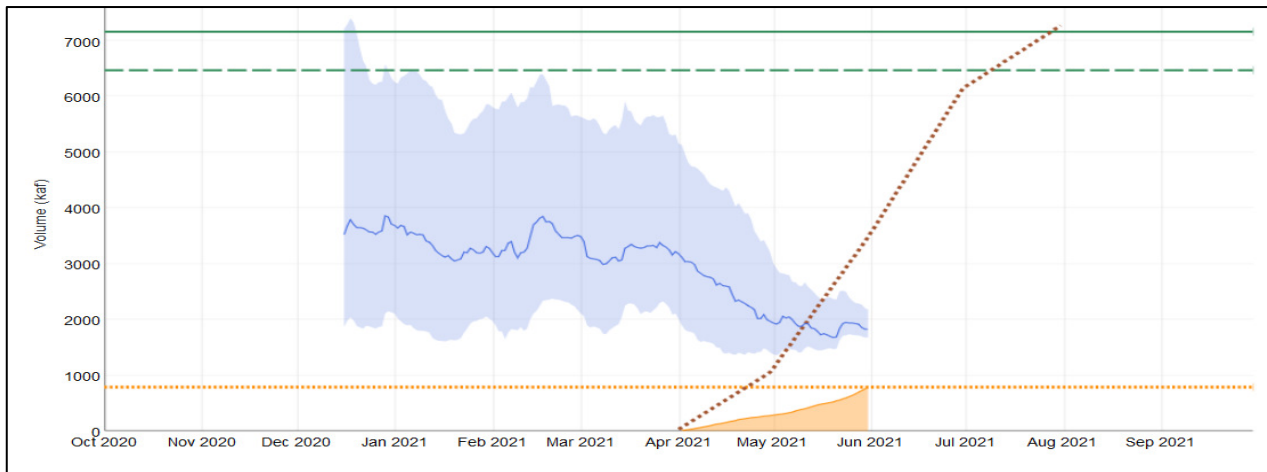
Weather Forecast

--An unusual but weak low pressure system will travel across northern Baja this week, resulting in increased humidity & a chance for high elevation thunderstorms in southeast & eastern AZ through Thursday. Any resulting storms are unlikely to move into the deserts of central AZ. Elevated humidity levels are not expected to extend into western AZ where the forecast calls for hot conditions typical of early June. High pressure will settle over all of AZ by late this week, bringing hot & dry conditions with triple digit high temperatures to most production regions.

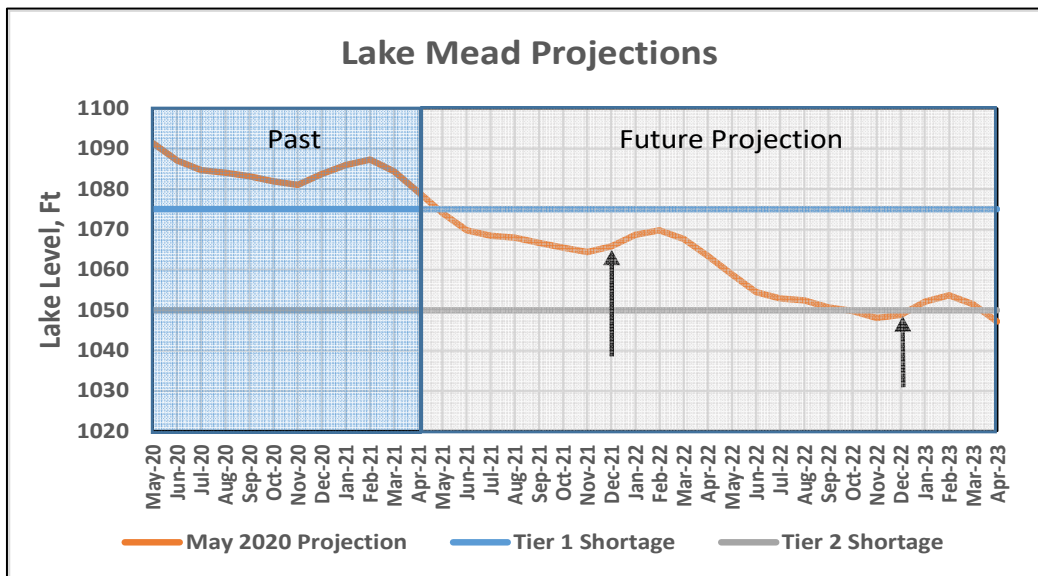
Colorado River Update



The winter of 2021 produced another subpar snowpack in the Upper Colorado River Basin.



Current forecast for Colorado River flow into Lake Powell (blue). Subpar snowpack & dry fall are resulting in low runoff (1.8 MAF vs median = 6.5 MAF (green dash). Flow to date = 0.8 MAF (orange) vs norm = 3.5 MAF (brown).



Current projection for levels in Lake Mead from the Bureau of Reclamation (BR). BR pegs the probability of a Tier 1 shortage at 97% for WY 2022. The probability of a Tier 2 shortage has increased to 44% in WY 2023.