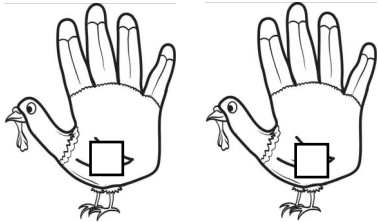



Count with Turkey Feathers


Games are a great way to introduce your young child to counting and numbers. Try cutting out the two turkeys included in the handout and playing a simple addition and subtraction game.



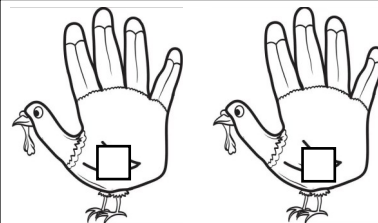
Start coloring both turkeys. After coloring, cut out both turkeys and number blocks. If you feel comfortable, have your child cut out the turkeys and number blocks as this is a great way for them to work on their fine motor skills.



Choose a number block for each turkey. Place the number block on the square inside the turkey.



Have your child cover the number of feathers on the number block for each turkey. If your child is old enough, have them add and subtract the numbers.



Unfold the feathers and remove the number blocks. Pick a new set of numbers to put on each turkey. Fold the feathers and try adding or subtracting the numbers again.

This fun activity helps your child :

- Improve fine motor skills by cutting and coloring the turkeys
- Work on problem solving skills
- Recognize numbers and practice addition and subtracting

The University of Arizona Cooperative Extension offers **FREE** developmental screenings.

To schedule your free appointment, visit (<https://tinyurl.com/GilaDSS>) and contact staff in your area.



THE UNIVERSITY OF ARIZONA
Cooperative Extension

SUPPORTED BY

 **FIRST THINGS FIRST**

The University of Arizona is an equal opportunity, affirmative action institution. The University does not discriminate on the basis of race, color, religion, sex, national origin, age, disability, veteran status, or sexual orientation in its programs and activities.

<https://extension.arizona.edu/gila>

<https://facebook.com/gilaextension>

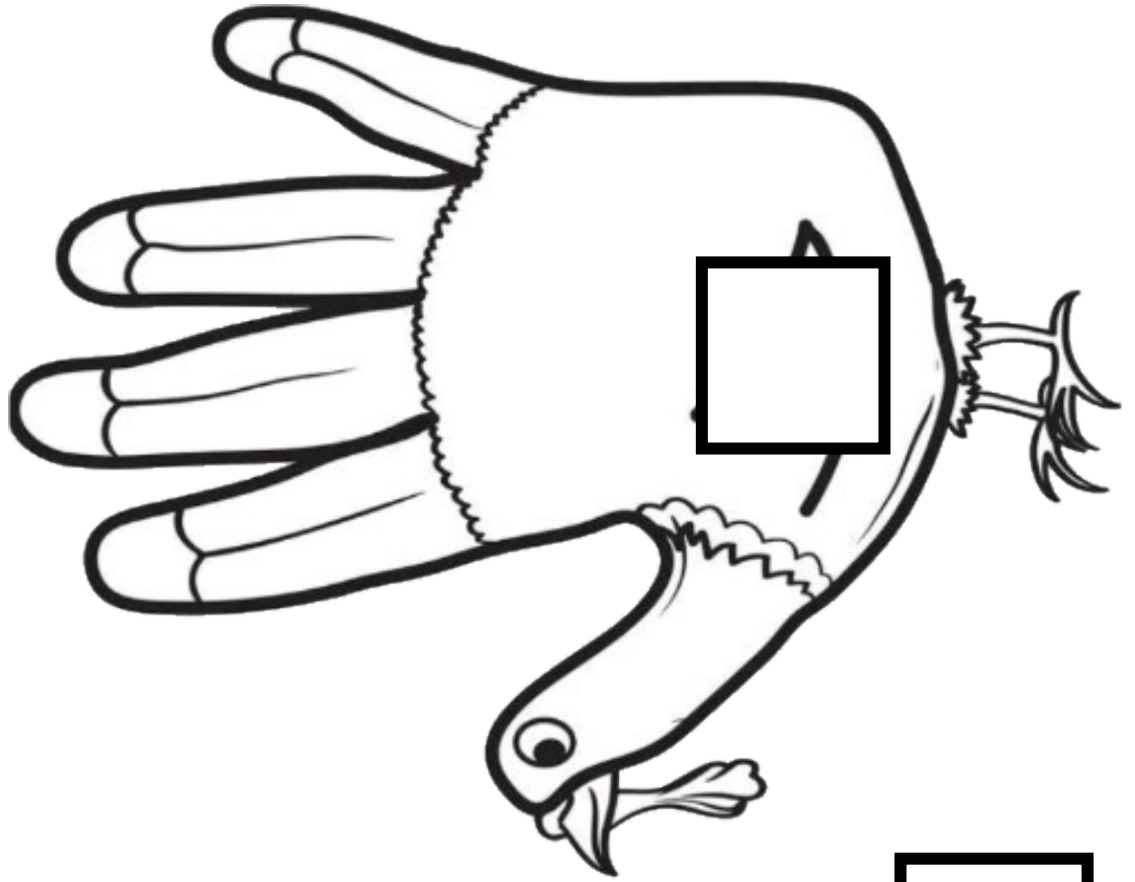
0

1

2

3

4



0

1

2

3

4

