



1

Site Characteristics


- 6-8 hours of sun (preferably more)
- Water available for irrigation
- Soil that can be adequately improved
- Fencing/gates




2

Soil Preparation

- Organic Matter/Compost (up to 4" deep)
- Check pH - 6.5-7.0 is best – add soil sulfur if needed
- Nitrogen
- Phosphorus
- Till to homogenize
- Irrigate to settle
- Allow to dry
- Rake to level



3



Broadfork

Trenching Shovel

4



Fresh Alfalfa Cubes

5



Alfalfa Cubes that have been wetted twice

6




7




8



9



10



11




12



13

Cool Season Cover Crop and Green Manure

- Plant combination of hairy vetch (a legume) and cereal rye in the fall (October)
- Inoculate vetch seeds with appropriate inoculum (seed catalogs have it) so it will fix maximum amount of N
- Mow and turn into soil 3-4 weeks before planting



14

Hairy Vetch



15



Cereal Rye

16



Cover Crop in April

Cereal rye and hairy vetch cover crop

Nodules formed by Rhizobium

17



Mowed Cover Crop

18



19

Determining Spacing

- Know size of mature plant and space accordingly (L x W x H)
- Can get creative with vertical dimension
- 4th Dimensions: L x W x H x Time
- Seed packets instructions are a starting point

20

Fertilizers

- Some crops have high nitrogen requirements and side dressing N in mid-season is recommended
- Organic fertilizers provide timed release effect
- Inorganic fertilizers may be used too
 - Timed-release products (osmocote, etc.)
 - Urea
 - Triple Super Phosphate
 - Others...

21

“Organic” Fertilizers


- Homemade Compost
- By-products (feather, hoof, horn, bone, blood, fish, etc.)
- Alfalfa Meal
- Green Manure
- Manures and Guanos
- Seaweed



22

Manures

Manure	N%	P%	K%	Availability
Cattle	2-3	0.5-1	1-2	moderate
Horse	1-2	0.5-1	1-2	slow
Swine	2-3	0.5-1	1-2	rapid
Poultry	3-4	1-2	1-2	rapid
Sheep	3-4	0.5-1	2-3	moderate



23



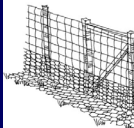

Fencing

Rabbits - three foot tall chicken wire fence with 1-inch hexagonal mesh buried a few inches

Deer - 6 to 8 feet tall fence, mesh or electric could be considered, many designs

Raccoon - combination of rabbit and deer fence

Squirrels – completely covered cages

24

Irrigation

- Drip Tape
- Soaker
- Microsprinklers
- Mulch to conserve water



Thin wall drip line
Connector
Polyethylene (PE) plastic pipe

25




26



27

Planting Times

- **Warm Season Crops** – plant beans, squash, tomatoes, peppers, eggplant, cucumbers, etc. after soil has warmed (mid-May in Prescott and late April/early May in VV).
- **Cool Season Crops** – generally root crops and/or leafy green crops – some have dual planting seasons – check “Ten Steps to a Successful Vegetable Garden Publication”.
- Corn and potatoes can be planted early spring with frost protection.



28

Season Extenders

- **Cold frames** – good for winter greens
- **Floating Row Cover** (reemay, frost cloth) is great for starting early spring crops and for protecting crops from birds and grasshoppers
- **Hoop houses** work well for season extension, but need to be opened up in the heat of summer
- **Walls of Water** – great for early planting of warm season crops







29

Vegetable Crops – A to Z

See Handout



30



31



32



33



34
