



COLLEGE OF AGRICULTURE  
AND LIFE SCIENCES  
COOPERATIVE EXTENSION



## CLOVER COMMUNICATOR YAVAPAI COUNTY 4-H NEWS OCTOBER 2017

### Prescott Office

840 Rodeo Dr. Bldg. C  
Prescott, AZ 86305  
Phone: (928) 445-6590  
Fax: (928) 445-6593

### Camp Verde Office

2830 N. Commonwealth  
Drive, Suite 103  
Camp Verde, AZ 86322  
Phone: (928) 554-8999  
Fax: (928) 554-8996

You may view a color copy of this  
newsletter online at:

[http://extension.arizona.edu/4-H/  
yavapai](http://extension.arizona.edu/4-H/yavapai)

*Stacy DeVeau*

Stacy DeVeau  
4-H/STEM  
Program Coordinator, Sr.

*Shirley Vasovski*

Shirley Vasovski  
4-H Club Program Coordinator

*Lisa Gerber*

Administrative Associate



October 1

New 4-H Year begins - Re-enroll soon so you don't miss out on  
important information

October 1

National 4-H Week

October 4 - 15

Tractor Supply Company Fall Paper Clover Campaign

October 11

Deadline - Record Books to Extension Office

October 12

4-H National Youth Science Day

October 12

Horse Committee Meeting 6pm Shelby Hansen Room

October 14

Arizona 4-H Livestock & Smallstock Skillathon Contest

October 18

Record Book Judging

October 20

Shooting Sports Instructor Certification Course Application Deadline

November 1

Deadline Lonesome Valley Re-Enrollment

November 3 - 5

Arizona State Horse Show - Queen Creek

November 10 - 12

Shooting Sports Instructor Certification Course - Tucson


November 10

Extension Office Closed - Veterans Day

November 23 - 24

Extension Office Closed - Thanksgiving Holiday

## October 2017

Sun	 Mon	Tue	Wed	Thu	 Fri	Sat
①	2	3	④	⑤	⑥	⑦
⑧	⑨	⑩	⑪	⑫	⑬	⑭
⑮	16	17	⑮	19	⑳	21
22	23	24	⑮	26	27	28
29	30	31				

Issued in furtherance of Cooperative Extension work, acts of May 8 and June 30, 1914, in cooperation with the U.S. Department of Agriculture, Jeffrey C. Silvertooth, Associate Dean & Director, Economic Development & Extension, College of Agriculture and Life Sciences, The University of Arizona. The University of Arizona is an equal opportunity, affirmative action institution. The University prohibits discrimination in its programs and activities on the basis of race, color, religion, sex, national origin, age, disability, veteran status, sexual orientation, gender identity, or genetic information and is committed to maintaining an environment free from sexual harassment and retaliation.

## UPCOMING EVENTS

### NEW 4-H YEAR ENROLLMENT

It is that time of year again to re-enroll in the Yavapai County 4-H Youth Development Program. You may enroll for the 2017/2018 year after August 15<sup>th</sup> by using this link <https://az.4honline.com>. 4-H Online is based on “zero-based enrollment.” This means that each year at the start of the enrollment cycle membership in Arizona 4-H goes to zero and everyone must re-enroll. At that time, your profile will show as “inactive”, this is for the 2017/18 year only. This process is based on federal accounting policies. The new year officially starts on October 1st.

**Returning Members:** Use your e-mail and password to access your established profile. If you have forgotten your e-mail, contact your county Extension Office or select “I forgot my password.” **DO NOT CREATE A NEW PROFILE!** Click on the “Edit” button on the right side of the inactive member’s profile listing. Review and update all information pertaining to your profile. CHECK IT OUT -Incorrect information will affect your ability to register for events, access proper enrollment fees, communication, etc. Once all profile information is current and correct under the Personal Information, Additional Information, Health Form, and Participation areas of enrollment continue to the Invoice page. Review your invoice to ensure that the program development fee has been charged and it is correct. Once information has been reviewed, click continue to the Payment screen. Select the appropriate method of payment by clicking on the correct button, then click “Select Payment Method.” The only option we accept is the county/club check. You will be sent to the Confirm page. Confirm your participation fee by clicking the “Confirm Order.” Your pending enrollment will then be sent to the county office for review and acceptance. When the county Extension Office receives your enrollment notice and fee from your Community Club leader, they will review all information and approve your membership.

As a reminder, youth will be eligible to use curriculum and participate in club meetings, workshops and day camps, etc. However, selected events, such as the county fair, and certain project areas may have specific enrollment deadlines for participation. These deadlines must be met for participation. Be sure to stay informed by reading the Clover Communicator, and using the Planning Calendar [https://extension.arizona.edu/4h/sites/extension.arizona.edu.4h/files/attachments/Calendar%20of%20Events%20for%20Planning\\_0.pdf](https://extension.arizona.edu/4h/sites/extension.arizona.edu.4h/files/attachments/Calendar%20of%20Events%20for%20Planning_0.pdf)

#### Some Important Deadlines:

August 8	Open Enrollment for Club Leaders
August 15	Open Enrollment for Youth begins (not available until your Club Leader enrolls)
November 1	Lovesome Valley Wranglers re-enrollment ends for return members
November 30	Chino Valley Breakaway Latigos re-enrollment ends for returning members
February 1	4honline enrollment & fees paid to show any animal at 4-H/FFA EXPO (Market & Breeding)
February 1	Last day to take Horse Helmet Safety Training module in 4honline (one time only for Horse Members)
May 15	Last day to enroll to meet Member in Good Standing Requirements
May 15	Last day to enroll - fees paid for Dog Projects and Indoor Exhibits
May 15	Last day to make project selections (to update 4honline) thru Club Leader only

Be sure to visit with your Club Leader if you have any concerns or questions. They are the ones who need to sign off that you are a member in good standing within a project.

## UPCOMING EVENTS

Don't forget to check the Yavapai County 4-H Planning Calendar!



<http://extension.arizona.edu/4h/yavapai>

Send any additions or changes to:

[yc4h@email.arizona.edu](mailto:yc4h@email.arizona.edu)

---

## Partner with Tractor Supply Co. to Raise Money for Yavapai County Camp and Leadership Experience Scholarships

Fall Paper Clover Campaign: October 4-15, 2017



The Tractor Supply Company fall paper clover campaign is coming! This event will be held from October 4 to October 15, 2017. This is a great promotional opportunity for 4-H. Shop at Tractor Supply and support 4-H by donating \$1 or more at checkout. The Paper Clover Campaign has raised over \$10 million for National 4-H Council and local 4-H programs across the country.

TSC invites your club to be active with your local store. Talk with your store manager about what activities and partnership opportunities exist in your area.

Here are some ideas on getting involved with your local store:

Hold fundraisers at your local TSC during holidays!

Valentine's Day: Sell Valentine's Day cards made by 4-Hers

July 4th: Sell hot dogs and hamburgers

Fall: Carving pumpkins to sell

Winter Holidays: Set up a gift wrapping table or sell Christmas cards and/or ornaments made by 4-Hers

Hold bake-sales at your local TSC store.

Set up educational livestock clinics in the parking lot of your local TSC store.

Ask your store about using your local TSC as a potential meeting site, field trip, or exhibition location.

Interested in partnering with your local Tractor Supply Co. Store? [Click here to learn how.](#)





## Arizona 4-H Livestock & Smallstock Skillathon Contest October 14, 2017



Arizona 4-H is hosting two state contests that will provide a valuable educational experience to both 4-H and FFA youth members. The content of these contests provide a framework for youth to learn a variety of topics related to the production and management of livestock and small stock. These state contests serve as the qualifier for the national skillathon contests and are a great learning experience. Visit this link for all the details: <https://extension.arizona.edu/4h/state-4-h-livestock-smallstock-skillathon-contest>

**For more information  
about the contests  
contact:**

Amanda Zamudio  
[azamudio@email.arizona.edu](mailto:azamudio@email.arizona.edu)  
(520) 281-2994  
or  
Susan Pater  
[spater@email.arizona.edu](mailto:spater@email.arizona.edu)  
(520) 766-3601



COLLEGE OF AGRICULTURE & LIFE SCIENCES  
**Cooperative  
Extension**

**Registration is due October 6, 2017**

**Junior Division: Ages 9-13**

**Senior Division: Ages 14-19  
(as of 01/01/2018)**

**Registration Costs:**

Team (3-4 members) \$30.00

Individuals \$10.00

**Study Guides are available:**

Smallstock: <https://arizona.box.com/v/smallstock>

Livestock: <https://arizona.box.com/v/livestock>

**If you are interested in competing please contact  
your 4-H Agent or FFA Advisor**

## UPCOMING EVENTS....continued

### Horse Committee

#### Volunteers, Parents & Youth:

If you are interested in serving on the Yavapai County 4-H Horse Committee, please attend the meeting on Thursday, October 12th at 6:00 p.m. The meeting will be held in the Shelby Hansen Room. We hope to see you then! Currently, we do not have any formal youth positions, but would welcome anyone interested in working with the committee.



There are still opportunities to serve on the Yavapai County 4-H Horse Committee in 2017-18

- Vice Chairman
- Secretary
- Fundraising Chair

The 4-H youth need you! We can't do it without your help.

The Arizona State 4-H Horse Show will be held November 3 - 5, 2017 in Queen Creek at the Horseshoe Park and Equestrian Centre. This event is held once a year. You must qualify at the county level in order to participate in the State 4-H Horse Show.



[Final 2017 AZ State 4-H Horse Show All Member Contest Packet 9.8.17](#)  
[2015-2017 4-H HorseShowRuleBook--Helmet Revision-07-12-15](#)

Deadlines for the following contests are:

T-Shirt Design Contest	October 6
Groom Squad	October 20
Program Cover Contest	October 20
Photo Contest	October 20
Poster Contest	October 20



See the Contest Packet for details



**HAPPY BIRTHDAY TO OUR OCTOBER CERTIFIED VOLUNTEER LEADERS**

	October 1	Deanna Poppenberger	Lonesome Valley Wranglers	
	October 4	Nola Cardani	Verde Valley Hoof Beats	
	October 5	John Alder	Lonesome Valley Wranglers	
	October 6	Chris Koberstein	Northern Division Livestock Club	
	October 12	Tracy Haught	Skull Valley Trailblazers	
	October 12	Jerome Ward	Skull Valley Trailblazers	
	October 17	Marjorie Cowart	Chino Valley Breakaway Latigos	
	October 18	Cindy Price	Lonesome Valley Wranglers	
	October 26	Korie Boyes	Lonesome Valley Wranglers	





## SMALL STOCK EDUCATION

The Colorado River Small Stock Show will be here before you know it! Test your knowledge by answering the questions below.

Colorado River Small Stock Show

### **CAVY QUIZ**

*DO NOT WRITE ON THIS QUIZ! Use the Answer Sheet!*

**TRUE OR FALSE:** Mark A for True and B for False

1. Cavies generate their own vitamin C
2. The Silkie breed has side and rear sweeps plus head furnishings
3. Cavies should have a room temperature of 75 degrees
4. Variety in cavies means body type
5. The White Crested breed has 2 rosettes
6. Cavies thrive on lots of love and attention
7. There are 13 recognized breeds of cavy
8. Teddy cavies have wiry, dense and resilient coats
9. One new breed of cavy is called the "Skinny Pig"
10. The scientific name for cavy is Cavia Porcellus
  
11. How many breeds of cavy are recognized by ARBA?  
A. 13                      B. 10                      C. 14                      D. 12
  
12. What is the process of shedding hair called?  
A. Molting              B. Elimination              C. Division              D. Gestation
  
13. A paper showing a cavy's ancestry for 3 generations is called:  
A. History              B. Pedigree              C. Ancestry              D. Lineage
  
14. A male cavy showing in a class over 32 ounces is called a:  
A. Boar                  B. Stud                      C. Senior                  D. Buck
  
15. Ideally an Abyssinian female should have how many rosettes:  
A. 12                      B. 10                      C. 14                      D. 8
  
16. How many teeth does a cavy have:  
A. 4                        B. 16                        C. 20                        D. 12
  
17. What kind of reaction does a cavy have to antibiotics:  
A. Good                  B. Violent                  C. Normal                  D. Toxic
  
18. What vitamin does a cavy need in their diet every day:  
A. Vitamin K              B. Vitamin C              C. Vitamin L              D. Vitamin E

Colorado River Small Stock Show

**CAVY QUIZ**

*DO NOT WRITE ON THIS QUIZ! Use the Answer Sheet!*

19. What are misaligned teeth called:  
A. Splitters      B. Braces      C. Malocclusion      D. Molting
20. Which of these relates to the thickness of the coat of a cavy:  
A. Hairball      B. Density      C. Texture      D. Molting
21. What period lasts 63-72 days for a cavy:  
A. Lifespan      B. Gestation      C. Breakfast      D. Molting
22. A junior male cavy is called a:  
A. Boar      B. Bantam      C. Buck      D. Boar
23. At what age should you breed a cavy sow:  
A. 3 years      B. 5 weeks      C. 6-12 months      D. 22 months
24. Which one of the following is not a Cavy breed?  
A. Silkie      B. Texel      C. Abyssinian      D. Thrianta
25. The following is not a disqualification from showing a cavy:  
A. Broken nail      B. Abscess      C. Malocclusion      D. Bad breath





# Bubble Mania: The Un-Poppable Bubble

## Goals of this lesson:

Youth will:


- Create their own wand and solution to make bubbles.
- Learn why giving liquid edges to scissors create a barrier that will allow them to become a part of the bubble.
- Observe bubble movement, shape, and color.

## What You Need to Know:

Time and Time again, science has shown us that first impressions can't be trusted. Consider the bubble: At first glance, it looks like the most fragile thing in the world. Yet under the right circumstances, it can be surprising difficult if not impossible to burst.

## Materials Needed:

- 8 1/2 x 11 inch sheet of card stock
- Tape
- Scissors with Adult Supervision and Assistants
- Bowl and spoon
- 1 cup plus 2 tablespoons water
- 2 tablespoons dishwashing liquid
- 2 tablespoons glycerin
- Plastic drinking straw



## Learning Activity:

1. Create a cone shape out of your sheet of card stock. (using tape)
2. Create a bubble mixture by mixing together your water, dishwashing soap, and glycerin.
3. Dip the wide end of the cone into the bubble solution and hold it there for a few seconds to absorb the mixture. Tap off the excess liquid and then quickly dip the cone again. With the cone pointed toward the ground, gently blow a large bubble. Leave it attached to the end of the cone using our finger to cover the cone's tip.
4. Now stick the point of the scissors into the bubble. It should pop instantly. Try again, but this time first dip the scissors points into the bubble solution. They should pass right through the bubble's "delicate" skin without it breaking.

There are 2 main ways a bubble pops. The first is when it's watery wall evaporates (adding some glycerin to the bubble solution slows down this process). The second is when something dry tears a hole in the wall, as when you poke it with the bare points of a pair of scissors. Dipping the blades into the bubble solution beforehand however, gives them liquid edges, and the bubble wall simply flows around them.

**Submitted by: Sarah Polacek, Extension Assistant**



Extension is a Division of the Institute of Agriculture and Natural Resources at the University of Nebraska-Lincoln cooperating with the Counties and the United States Department of Agriculture.

The 4-H Youth Development program abides with the nondiscrimination policies of the University of Nebraska-Lincoln and the United States Department of Agriculture.



## SUBMITTING TO CLOVER COMMUNICATOR

To all 4-H club leaders and members

If any clubs, youth, or leaders have any club updates, events, or 4-H stories they would like to share in the Clover Communicator please send them to me by the 25th of every month. We would love to hear what your club is doing in Yavapai County. Pictures are always welcome! In your information, include the 5 W's: Who, What, When, Where, and Why. If you are promoting a 4-H related event, also include contact information or how participants can get involved.

The Clover Communicator is published on the 4-H website AND the Yavapai County 4-H Facebook page. Many people look at the newsletter on the website and FB page to find out what clubs are doing and where they want to join. It's an excellent way to promote your club and members.

Send your information to [lgerber@cals.arizona.edu](mailto:lgerber@cals.arizona.edu) and we'll include it in the Clover Communicator!

### ListServ Reminder: Do Not Delete

The ListServ is used by the Extension office to send out important information to 4-H members and leaders. Please, do not delete anything before reading it if the mail is from the ListServ. We have had many complaints about community members not receiving any information about events, only to find out they never read the ListSers because they do not recognize who it is from. Any ListServ emails are sent

### Newsletter Printed Copy Subscription

All newsletters are emailed and also posted on the Yavapai County 4-H website under the newsletter tab. If you would like to receive a copy of the newsletter mailed to you, the cost is \$21 per year for an annual subscription of 12 issues (which is cost recovery only). Late subscriptions will not be prorated. The subscription year runs from October 1 through September 30.

Make checks payable to University of Arizona and mail to:

University of Arizona Yavapai County Cooperative Extension  
2830 N. Commonwealth Drive #103  
Camp Verde, AZ. 86322

Name \_\_\_\_\_  
Address \_\_\_\_\_  
City, State, Zip Code \_\_\_\_\_

The University of Arizona  
Cooperative Extension, Yavapai County  
840 Rodeo Dr., Bldg. C  
Prescott, AZ 86305

**Return Service Requested**



**We would love to hear from you! Email your club's activities  
to [lgerber@cals.arizona.edu](mailto:lgerber@cals.arizona.edu) or submit by mail to:**

Lisa Gerber, Cooperative Extension, Yavapai County  
2830 N. Commonwealth Dr. Suite 103, Camp Verde, AZ. 86322