



THE UNIVERSITY OF ARIZONA
COLLEGE OF AGRICULTURE & LIFE SCIENCES



Cooperative Extension

CLOVER COMMUNICATOR YAVAPAI COUNTY 4-H NEWS MARCH 2021

Prescott Office

840 Rodeo Dr. Bldg. C
Prescott, AZ 86305
Phone: (928) 445-6590
Fax: (928) 445-6593

Camp Verde Office

2830 N. Commonwealth
Drive, Suite 103
Camp Verde, AZ 86322
Phone: (928) 554-8999
Fax: (928) 554-8996

You may view a color copy of this
newsletter online at:

[http://extension.arizona.edu/4-H/
yavapai](http://extension.arizona.edu/4-H/yavapai)

Stacy DeVeau

Stacy DeVeau
4-H/STEM
Program Coordinator, Sr.

Shirley Vasovski

Shirley Vasovski
4-H Club Program Coordinator

Lisa Gerber

Administrative Associate

February 1 - [4-H Stem YOUiversity Robotics Camp 101 and 102](#)
March 5 [Virtual Camp](#)

March 15 - Shooting Sports - Free paper shoot contest
May 28

March 17 St. Patrick's Day

March 18 [Ag at Home Animal Projects - Other Poultry 6:00 PM](#)

March 25 [Ag at Home Animal Projects - Goats 6:00 PM](#)

March 29 **Youth In Action Application Deadline**


April 8 [Ag at Home Animal Projects - Cavy 6:00 PM](#)

April 30 The Arizona Nursery Association Foundation awards
Scholarship Deadline [https://azna.org/resources/Documents/
AZNA%20Scholarship%20app%20fillable%202021.pdf](https://azna.org/resources/Documents/AZNA%20Scholarship%20app%20fillable%202021.pdf)

As most of you know, all University of Arizona Cooperative Extension
Offices are closed until further notice. See 4-H Guidelines for Re-Entry -

<https://extension.arizona.edu/az-4-h-covid-19-response>

Stay safe everyone!



Follow 4-H

Instagram - [uarizona4h/](#)
Instagram - [az4hambassadors/](#)
Facebook - <https://www.facebook.com/arizona4h/>
Facebook - <https://www.facebook.com/YavapaiCo4H>

Issued in furtherance of Cooperative Extension work, acts of May 8 and June 30, 1914, in cooperation with the U.S. Department of Agriculture, Jeffrey C. Silvertooth, Associate Dean & Director, Extension & Economic Development, Division of Agriculture, Life and Veterinary Sciences, and Cooperative Extension, The University of Arizona. The University of Arizona is an equal opportunity, affirmative action institution. The University does not discriminate on the basis of race, color, religion, sex, national origin, age, disability, veteran status, sexual orientation, gender identity, or genetic information in its programs and activities.

RESOURCES & ACTIVITIES

Arizona Cooperative Extension has developed a plan to bring back in-person programming in phases. The phases are dependent on several health-related factors with regard to COVID-19 infection and transmission. The plan has been vetted and approved by University of Arizona leadership and began execution on Monday, August 17th, 2020.

Yavapai County is currently in Phase 1

Phase	Extension workforce	Indoor programming	Outdoor programming	Face coverings	Social distancing	Facilities
Phase 1 (Restricted)	Working remotely with some essential exceptions. Extension offices wholly or mostly closed.	Short meetings of less than 5 people	Short meetings of less than 10 people	Mandatory	Maintain 6-feet. Small gatherings (<5 people) allowed if social distancing can be followed.	Increased cleaning and disinfecting.

HAPPY BIRTHDAY TO OUR 4-H VOLUNTEERS

Jessica Dickinson	March 6	Community Club - Northern Division Livestock 4-H Club
Jennifer Gummo-Wagner	March 22	Verde Valley 4-H Club
Brian Hunt	March 12	Granite Mountain 4-H Club
Denyne Kirk-Martinez	March 21	Verde Valley 4-H Club



RESOURCES & ACTIVITIES

Webinar Series - AZ 4-H Ag at Home: Animal Projects

This webinar series will focus on providing solid, educational information on a variety of animals used in AZ 4-H Animal Projects. Topics will include health, nutrition, well being, disease prevention and more. These webinars are appropriate for anyone with interests in animals.

Bonus: Attend at least 5 AZ 4-H Ag at Home: Animal Projects webinars and receive a free t-shirt!

To qualify you must:

- Attend the webinars in real time. (viewing past recordings doesn't count)
- Register with the same name and email address for each webinar you attend.
- Details to receive your shirt will be provided by email within a week of the final 4/8/21 webinar.
- No need to contact us, we're tracking attendance through Zoom.
- Youth and Adult sizes available



Picture is example only. Actual shirt may vary slightly

You will need to register individually for each webinar that you are interested in attending.

March 18, 2021 6:00 pm MST AZ 4-H Ag at Home: Animal Projects - Other Poultry (ducks, geese, turkeys)

[Register for 3/18 - Other Poultry](#)

March 25, 2021 6:00 pm MST AZ 4-H Ag at Home: Animal Projects - Goats [Register for 3/25 - Goats](#)

April 8, 2021 6:00 pm MST AZ 4-H Ag at Home: Animal Projects - Cavies (Guinea Pigs) [Register for 4/8 - Cavies](#)

April 22, 2021 6:00 pm MST AZ 4-H Ag at Home: Animal Projects - TBA [Register for 4/22](#)

May 6, 2021 6:00 pm MST AZ 4-H Ag at Home: Animal Projects - TBA [Register for 5/6](#)

Recordings of past seminars on Rabbits, Swine basics, Horses, and chickens are available for viewing at <https://extension.arizona.edu/az-4-h-ag-home> . Using the same link, you can also view videos on:

Deworming Your Horse
Quick Release Knot
Pumpkin: Planting Basics
DIY Watering Container
Haltering a Horse: Training Tips for Developing Trust
Making Hand Sanitizer



RESOURCES & ACTIVITIES



4-H Youth in Action Awards

The 4-H Youth in Action Program recognizes four confident young leaders with diverse backgrounds and unique perspectives in our core pillar areas: agriculture, civic engagement, healthy living and STEM.

Each year, Pillar Winners will experience an exciting year of telling their 4-H story and celebrating their leadership. Winners receive: \$5,000 higher education scholarship

- Promotional video showcasing their 4-H impact story
- All-expenses paid trip to Washington, D.C. for National 4-H Council's Legacy Awards
- Networking opportunities with 4-H celebrities and other prominent alumni

Recognition as the official 4-H youth spokesperson for their pillar

For more information and to apply:

https://4-h.org/parents/4-h-youth-in-action-awards/?utm_campaign=YIA2021&utm_source=newsandnotes&utm_medium=&utm_content=20210202&utm_term=&utm_variation=&cldee=bGdlcmJlckBjYWxzLmFyaXpvcuEuZWR1&recipientid=contact-47a40baa08ebe911910a001dd8b71c7f-f69ddfb6ff99406991b4d497fceec3d5&esid=7efa6c93-4462-eb11-90fd-00155dcb343a#!application

Calling all Arizona 4-H youth members!



FOUNDATION FOR
THE PRESERVATION
OF HONEY BEES, INC.

Are you interested in writing? Submit an essay to this year's National 4-H Beekeeping Essay Competition! The topic is "Immunity: Threats to Bee Colonies and Methods to Defend Against the Threats". You must write about at least two threats to honey bee colonies and the methods to defend against them. The full prompt and more information can be found [here](#).

Essay Requirements

Essay requirements for national judging:

- Essay must be typewritten or computer-generated on single-sided pages and formatted following standard manuscript format, using double-spaced type and 12-point font in legible font face.
- Essay must encompass the designated topic in 750 to 1,000 words. Word count does not include sources, works cited or the writer's biographical statement.
- All factual statements and interview references must be cited in a "sources" or "bibliography" list.
- Essays will be judged on (a) scope of research, 40%; (b) accuracy, 30%; (c) creativity, 10%; (d) conciseness, 10%; and (e) logical development of the topic, 10%.

On a separate page, please include a brief biographical statement about the writer and include mailing address, email address and phone number.

National Awards

Three cash prizes will be awarded in the 2021 National 4-H Beekeeping Essay Competition. The author of the highest scoring essay will win first prize. The author of the second-highest scoring essay will win second prize. The author of the third-highest scoring essay will win third prize.

- First Prize: \$750 Second Prize: \$500 Third Prize: \$250

Submission Information and Deadlines

Essays will only be accepted from Active 4-H youth, meaning you must be enrolled in ZingBooks for the 2020-2021 year. Please submit your essay by **March 22nd, 2021** to ashparra97@arizona.edu. The Arizona 4-H State Office will review all submissions and will choose one entry to submit from Arizona for national review by April 1. National winners will be announced on **June 15, 2021**.

University of Nebraska-Lincoln Extension

Dodge County 4-H Program

EXPLORING FARM ANIMALS

4-H Cloverbuds Meeting Ideas

The 4-H Cloverbuds Program is for youth between the age of five - seven years old on January 1 of the current calendar year. This program is designed to be hands-on and non-competitive.

The 4-H Cloverbuds Meeting Ideas worksheets have been developed and designed by Lisa Poppe, Extension Assistant and Tracy J. Behnken, Extension Educator.

These meeting ideas worksheets are based on information gathered from the "Exploring Farm Animals" Helper's Group Activity Guide, 4-H Cooperative Curriculum System.

References ~
"Exploring Farm Animals" Helper's Group Activity Guide (4HCCS BU-06350) and "Clover Kids" Leader Guide (4-H 444) are available from your local Extension Office.

Extension is a Division of the Institute of Agriculture and Natural Resources at the University of Nebraska-Lincoln cooperating with the counties and the United States Department of Agriculture.

The 4-H Youth Development program abides with the nondiscrimination policies of the University of Nebraska-Lincoln and the United States Department of Agriculture



EXPLORING FARM ANIMALS

***** Check out the Helper's Group Activity Guide for some great handouts! *****


ACTIVITY IDEAS

Choose An Animal

- Have each child choose an animal to learn more about.
- Enlarge animal picture outlines on PAGE 6 of the Helper's Group Activity Guide.
- Have youth decorate the pictures and discuss each farm animal.
- Materials Needed: crayons or colored pencils, enlarged animal outlines (PAGE 6), pictures of farmers working with animals, pictures of different breeds of each animal found in farm magazines or breed association publications

Create A Critter

- Display a variety of different parts from a variety of animals. Enlarge the animal picture outlines on PAGE 6 of the Helper's Group Activity Guide and cut into parts.
- Point out each part and have youth identify the purpose of each part.
- Ask the youth to "Create a Critter" with a special purpose of its own.
- Encourage the youth to be creative. To help them with ideas, you may want to draw an animal part on a chalkboard or flip chart. Draw parts such as; cat nose, pig tail, duck beak, cow ear, giraffe neck, etc.) or cut out several different parts of animals and allow youth to glue the parts together on a sheet of paper.




Body Parts

- Make a large outline of one or more animals and have teams of youth pin the part name (written on an index card) onto the correct part of the outline.
- Ask youth to take turns pinning the part names to the animal outline.
- When all of the part cards have been pinned to the animal outline have the youth check the other team's outline animal to see if their parts are pinned correctly.

ROLL CALL IDEAS

- What is your favorite animal?
- What is one thing animals eat?
- What is a name of the baby animal?
- Name one or two foods that come from animals.
- Name your favorite food that comes from animals.
- Name one product that comes from animals that you don't eat.
- Name one reason farm animals are important to us?



MORE ACTIVITY IDEAS

Livestock Café

- Collect as many animal feeds as possible.
- Set up a row of feed items that are numbered but not labeled by name.
- Before introducing the name of the feed items divide the group into teams and have each team color feed items shown on the “Feed Match Game” (found on PAGE 21 of the Helper’s Group Activity Guide).
- After the teams have finished coloring, have them match the grain and its name.
- Have youth guess the livestock feeds on display and the animal that they think would eat each feed. Encourage them to touch and smell the feeds.
- Give each team a set of cards with the names of the feeds. Have them place each card near the feed they think it matches.
- Discuss any differences in opinion.

Safety Is Serious Stuff

- Teach safe behavior around animals. More information can be found on PAGE 29 of the Helper’s Group Activity Guide.
- Play the “Safety is Serious Stuff” Game found on PAGE 31 of the Helper’s Group Activity Guide.
- For a variety of Animal Safety Resources, go to: <http://www.agnr.umd.edu/Caroline/index.cfm?Parent=6&ID=469>



Animal Care



- Have each child decide on an animal they would like to take care of for a week.
- Invite each child to find a magazine picture of the selected animal, draw it or use a photograph.
- Then have youth find pictures that show feed, shelter and equipment necessary for the care of their selected animal.
- Using the pictures and drawings, have youth make an “Animal Collage” by gluing them on a blank sheet of paper.
- Distribute copies of the “Animal Care Checklist” (found on PAGE 18 of the Helper’s Group Activity Guide) and have youth compare their “Animal Collage” with the things on the checklist.