



TO MAKE THE BEST BETTER

4-H Exhibitor Handbook
2018-19 Pinal County Fair





THE UNIVERSITY OF ARIZONA

Cooperative Extension

Pinal County

820 East Cottonwood Lane, #C, Casa Grande, AZ 85122

(520) 836-5221, office / (520) 836-1750, fax

<http://extension.arizona.edu/pinal>



Welcome to our 2019 Pinal County 4-H Fair!

The Pinal County Cooperative Extension staff would like to extend a warm county fair welcome to our 4-H exhibitors and families. We hope you find the fair to be an excellent educational opportunity for growing and sharing as you participate in our many activities during the week of fair.

We would like to send special thanks to our 4-H Project Directors, Contest Coordinators, Certified Volunteers, Parents and Members who contribute time and collaborative efforts toward a rewarding and successful Pinal County Fair experience. Your kind assistance and numerous hours of dedicated service provide 4-H youth with memorable opportunities that last a life time. **THANK YOU** for all you do for the 4-H youth of Pinal County!

We hope your club will share what you do during the 4-H club year by **reserving a club booth space in the 4-H building**. Each community club can reserve ONE club booth space. Each space is approximately 8'x8'. You can use banners, project equipment, signs, educational displays, and more to show the visiting public what your club loves about 4-H. Each booth will be judged and awards will be presented at the 4-H awards program. We hope all 4-H clubs will want to be a part of it!

See you at the fair!

Sincerely,

Misti L. Todd

4-H YD Program Coordinator

Maria J. Melendez

Administrative Assistant

The University of Arizona is an equal opportunity, affirmative action institution. The University does not discriminate on the basis of race, color, religion, sex, national origin, age, disability, veteran status or sexual orientation in its programs and activities.

Persons with a disability may request a reasonable accommodation, such as a sign language interpreter, by contacting the Pinal County Cooperative Extension Office at 820 E. Cottonwood Lane, #C, Casa Grande, AZ 85122 (520-836-5221). Requests should be made as early as possible to allow time to arrange the accommodation.




Misti L. Todd
4-H Youth Development
Program Coordinator



Maria Melendez
Administrative
Assistant




Janine Spencer
Sr. Project Director



Beth Verschure
Sr. Building Exhibits
Director



Dawn Odell
Rabbit/Cavy
Project Director



BillieSue Deegan
Rabbit/Cavy
Project Director




Amy Goncalves
Dairy Goat
Project Director



Paul McKinley
Poultry
Project Director



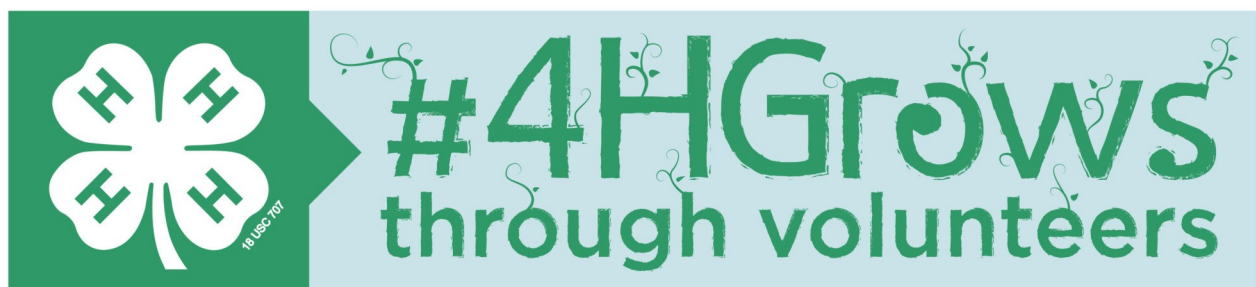
Ashelle Abbott
Dog
Project Director



Alex Odell
Rabbit/Cavy
Youth Representative



Eliah Abbott
Dog
Youth Representative



Small Animal

RABBITS-CAVY-POULTRY-PIGEONS-DOG-DAIRY GOAT

The 4-H member must be enrolled in the Pinal County 4-H Youth Development Program (<https://az.4honline.com>) no later than February 15th of the current program year.

FFA and Association Members in good standing are eligible to compete in the 4-H Small Stock Show. FFA and Association Members must adhere to all requirements outlined in this document, sign a 4-H Youth Code of Conduct and pay a \$25 exhibitor fee to participate. Exhibitors must sign-up in ShoWorks and choose FFA/Association Club. Payments must be received prior to March 4, 2019 at the University of Arizona, Cooperative Extension, Pinal County at 820 East Cottonwood Lane, #C, Casa Grande, AZ 85122.

Enrollment of member received or postmarked after this date will result in the member not being able to exhibit in the current year's Pinal County Fair.

REGISTRATION DOCUMENTS

- Proof of ownership: pedigree, registration, or bill of sale (must be dated, see additional requirements under each specie)
- If leasing a project animal, signed lease papers must also be filed with the 4-H office no later than the ownership deadline of December 14, 2018
- Financial records- <https://extension.arizona.edu/sites/extension.arizona.edu/files/attachment/Small%20Animal%20Financial%20Report.pdf>
- YQCA Certificate (must be valid through the end of fair) <http://yqca.org/>

Copies must be mailed to the Pinal County 4-H Office at 820 East Cottonwood Lane, #C, Casa Grande, AZ 85122, or emailed to mmelende@cals.arizona.edu. Due date is **Monday, March 4, 2019** by midnight.

All Small Animal exhibitors must have Quality Assurance Training to participate at Fair. Certificates of YQCA training must not be expired prior to the end of Fair. 4-H exhibitors must be a member in good standing of a Pinal County 4-H Club.

Entry deadline is Monday, March 4, 2019. Entries will only be accepted online by midnight on the [ShoWorks](http://pinal4.fairmanager.com/) Program at <http://pinal4.fairmanager.com/>.

****MEMBERS MUST OWN OR HAVE POSSESSION OF THEIR ANIMALS NINETY (90) DAYS PRIOR TO OPENING DAY OF THE FAIR. (EXCEPTION: MEAT PEN BROILERS OR FRYERS)**

RECEIVING

No animals will be allowed to be put in cages or stalls until the Project Director has completed the health check and received all the required paperwork. **No drop-offs!**

Pigeon/Poultry Receiving Time:

Tuesday, March 19, 2019, 1:00 p.m. - 5:00 p.m.

Rabbit/Cavy Receiving Time:

Tuesday, March 19, 2019, 3:00 p.m. - 7:00 p.m.

Dairy Goat Receiving Time:

Tuesday, March 19, 2019, 3:00 p.m. - 7:00 p.m.

Check the most current agenda. Owner or designated family member (if youth is in school) must be present for check-in during receiving times at the Faul 4-H Learning Center.

Only pre-registered animals which will be shown in the Fair will be allowed to be housed in the Faul 4-H Learning Center and surrounds.

IDENTIFICATION

All 4-H animals must have a permanent tattoo, ear tag or leg band for identification.

EXHIBITING AND SHOWING

The member must be present to handle and show his or her animal exhibit, unless there are special circumstances approved by the Show Project Director. All exhibitors must be present for breed class.

SHOWING/EXHIBITING ATTIRE

Proper attire for showing will consist of

- Jeans or slacks, no shorts; plain black, dark blue or white pants are acceptable. A belt is required.
- Sleeved, collared shirts in either solid white or solid 4-H green; shirts must be tucked in.
- A 4-H tie, bandana or ribbon must be worn
- Closed toe shoes are required, leather boots are highly recommended.
- Hats are not allowed in classes
- Attire should be clean, free of holes or tears and in good condition overall.
- Members whose attire is deemed inappropriate by the Project Director and Program Coordinator, may be asked to change or risk being withdrawn from the show.

HEALTH

Any animal showing evidence of contagious disease, parasites or infection will not be accepted upon check-in by the Project Director. Please remember to give each animal a full health exam yourself prior to arriving at the Fair. Visible

health exams will be performed on a daily basis by the Project Director. A sick or diseased animal may be sent home at anytime. **Animals that do not pass inspection must be immediately removed from the fairgrounds.**

JUDGING

4-H judges will be selected by the Project Directors for each species. Judges' information will be made available prior to the Fair. It is expressly prohibited for any exhibitor or exhibitor's parents or anyone acting on behalf of the exhibitor to have any direct contact with a judge after the announcement and prior to the arrival at Fair. Violators of this rule may be subject to removal from the Fair. Breed classes will be judged by specific breeds. If the classes have low entries the classes will be combined, as the Project Director deems appropriate. Ideal standards for each breed will be considered. Where there is no competition, judges may award one ribbon, or no ribbon according to merit.

Grand Champions from the 4-H Jr. Novice, Junior, Sr. Novice, and Senior showmanship classes from each species are eligible to compete in the Round Robin Showmanship Contest. In the event that there is no competition in a class, it is up to the discretion of the judge to award a Grand Champion or not.

Judges decisions are final. Please see each specie area for specific details for your show.

AWARDS

Danish System, based on raising and exhibiting a quality project as determined by the judge. Some special awards will be presented for outstanding performance by the exhibitor and/or animal at the 4-H awards presentation.

SALES

If the member intends to sell an animal, it will be the sole responsibility of the member. A bill of sale must be presented at release by the new owner. Signs may not be posted prior to its breed show. **NO** adults will be allowed to sell animals during the fair.

MEAT PEN AUCTION

The Grand and Reserve Champion meat pen, if so designated by the official judge, from both fowl and rabbit pens, will have the opportunity to sell their entry at the Junior Livestock Auction. Any exhibit to be offered for auction must be presented by the exhibitor. A 6% auction fee will be deducted from the proceeds (as determined by the Jr. Livestock Committee).

EXPECTATIONS AND CODE OF CONDUCT

Each club is responsible for care and cleaning of their own cages and aisle during the Fair. It is expected that each small animal

owner bring feeders and water containers along with food that the animal usually consumes.

Each 4-H member will be required to sign-in when they enter the barn to feed and water animals. Animal Project Directors require all 4-H members to abide by all rules and requirements of each barn. Youth who do not abide by the Code of Conduct will be excluded from exhibiting at the Pinal County Fair for one year.

HERDSMANSHIP AWARD (Except Dogs and Companion Animals).

Herdsmanship judging will be conducted all day while at fair. Individuals and clubs will be judged, as determined by the Project Director.

Daily Herdsmanship Judging	
Feeding and Watering	10 pts
Keeping Cages/Coops/Pens & Areas Clear	10 pts
Cooperation of Exhibitors	10 pts
Signing Project Director Roster	10 pts
Educational/Decorations	10 pts

The following point system will be used in the Danish judging system for each 4-H Club Chapter for the week of fair: Exhibitors are expected to do daily chores both prior to and during the Pinal County Fair.

If an exhibitor does not take DAILY care of his/her animal(s), in the feeding, watering, or cleaning grooming or pen/stall cleaning, he/she will be required to remove the animal after the first written warning has been given to the exhibitor, leader, or advisor and the exhibitor will be barred from participating in the 2019 Pinal County Fair. Major cleaning of pens must be done by 10:00 a.m. each day. Only members/exhibitors are to participate in herdsmanhip.

RELEASE

Exhibitors must check out all exhibits with the Animal Project Director. Release time: **Sunday, March 24, 2019 10:30 a.m.-12:00 p.m.** NO animals will be released prior to this time

Any animals removed without the Project Director's permission will exclude the 4-H showman from exhibiting in any small animal project at the next year's Fair. No late pick-ups after 1pm!

All 4-H exhibitors MUST bring their own rabbit, bird and goat feed for the duration of the fair. Come prepared to feed and water your animals during the week of the fair. Do not forget your water and feed containers.

RABBIT & CAVY

Project Directors

DAWN ODELL &
BILLIE SUE DEEGAN

Youth Representative

ALEX ODELL

There will be NO pregnant cavy or rabbits and NO breeding in the barn. Absolutely NO rabbits or cavy will be allowed to birth at fair.

4-H SMALL ANIMAL DEPARTMENT

RABBITS Purebred Recognized Breeds

Rabbits can be exhibited as singles, doe and litter or in a meat class (pen of 3). All rabbits, with the exception of the meat pen/fryers and doe and litter class, must be a minimum of 12 weeks old at check-in.

Registration Documents

- Proof of ownership-pedigree, registration, or bill of sale (must be dated)
- If leasing a project animal, signed lease papers must also be filed with the 4-H office no later than the ownership deadline of December 14, 2018
- Financial records <https://extension.arizona.edu/sites/extension.arizona.edu/files/attachment/Small%20Animal%20Financial%20Report.pdf>
- YQCA Certificate (must be valid through the end of fair)

Copies must be mailed to the Pinal County 4-H Office at 820 East Cottonwood Lane, #C, Casa Grande, AZ 85122, or emailed to mmelende@cals.arizona.edu. Due date is Monday, March 4, 2019 by midnight.

JUDGING

All breeds judged must be recognized by the ARBA Standard of Perfection.

HEALTH

All animals will be inspected upon check-in and each morning. Any animal with a contagious disease will be placed in quarantine and sent home immediately.

SHOWMANSHIP

- Showmanship winners from previous years are eligible to compete.
- Exhibitors who wish to participate in Showmanship must register for the contest on their Fair entries with class, lot, and tattoo number.
- Showmanship will be judged on the exhibitor's ability to show own animal to its advantage and their knowledge in handling, fitting and selecting animals for production and show. The judge may also ask questions pertaining to the project.
- Breed class will follow Showmanship. All exhibitors must be present for breed class.

CONTESTS

Please enter all Rabbit & Cavy Contests and Shows through the [ShoWorks](#) online entry program.

INDICATE RECOGNIZED BREED & VARIETY ON ENTRY:

DIVISION 100 - NETHERLAND DWARF
DIVISION 101 - NEW ZEALAND
DIVISION 102 - DUTCH
DIVISION 103 - CALIFORNIAN
DIVISION 104 - ANGORA, FRENCH/ENGLISH
DIVISION 105 - SATINS
DIVISION 106 - LOPS, FRENCH/ENGLISH
DIVISION 107 - MINI REX
DIVISION 108 - REX
DIVISION 109 - MINI LOPS
DIVISION 110 - HOLLAND LOPS
DIVISION 111 - POLISH
DIVISION 112 - ANY OTHER RECOGNIZED BREED
DIVISION 113 - PET QUALITY/NON-PEDIGREED

Class Description-Small Breeds

1. Senior Buck (Small Breeds)
2. Senior Doe (Small Breeds)
3. Junior Buck (Small Breeds)
4. Junior Doe (Small Breeds)

Class Description-Large Breeds

5. Senior Buck (Large Breeds)
6. Senior Doe (Large Breeds)
7. Intermediate Buck (Large Breeds)
8. Intermediate Doe (Large Breeds)
9. Junior Buck (Large Breeds)
10. Junior Doe (Large Breeds)

COMPUTING AGES

Under 6 months	-Junior Buck/Doe
6-8 Months-Large Breeds	-Intermediate Buck/Doe
Over 6 months-Small	-Senior Buck/Doe
Over 8 months-Large Breeds	-Senior Buck/Doe

DIVISION 114-DOE AND LITTER

Class Description

1. Litter must be at least 6 weeks old

DIVISION 115 - RABBIT SHOWMANSHIP

Class Description

1. Junior Age Novice (1st year to exhibit, member under 14 years of age as of January 1, 2019)
2. Junior 4-H Member (under 14 years of age as of January 1, 2019)
3. Senior Age Novice (1st year to ever exhibit, member over 14 year of age as of January 1 of the current year)
4. Senior 4-H Member (over 14 years of age as of January 1, 2019)

RABBIT AWARDS

Best of Class

Grand & Reserve Champion of Show

Rabbit Showmanship:

-Jr. Novice

-Sr. Novice

-Junior

-Senior

CAVY

Purebred Recognized Breeds

Registration Documents

- Proof of ownership: registration, or bill of sale (must be dated)
- If leasing a project animal, signed lease papers must also be filed with the 4-H office no later than the ownership deadline of December 14, 2018
- Financial records-<https://extension.arizona.edu/sites/extension.arizona.edu/files/attachment/Small%20Animal%20Financial%20Report.pdf>
- YQCA Certificate (must be valid through the end of fair)

Copies must be mailed to the Pinal County 4-H Office at 820 East Cottonwood Lane, #C, Casa Grande, AZ 85122, or emailed to mmelende@cals.arizona.edu. Due date is Monday, March 4, 2019 by midnight.

JUDGING

Judging will be immediately following the Rabbit Showmanship Show.

HEALTH

All animals will be screened by the Project Director upon check-in and on a daily basis for disease. Diseased or underweight cavies will be disqualified and must be placed in quarantine prior to being removed from the fairgrounds.

SHOWMANSHIP

- Showmanship winners from previous years are eligible to compete.
- Exhibitors who wish to participate in Showmanship must register for the contest on their Fair entries with class, and ear tag number .
- Showmanship will be judged on the exhibitor's ability to show own animal to its advantage and their knowledge in handling, fitting and selecting animals for production and show. The judge may also ask questions pertaining to the project.
- EXHIBITORS MUST USE OWN EXHIBIT AND SAID EXHIBIT MUST BE ENTERED IN THE 4-H DIVISION FOR JUDGING IN ANOTHER LOT.
- Breed class will follow Showmanship. All exhibitors must be present for breed class.

CONTESTS

Please enter all Rabbit & Cavy Contests and Shows through the [ShoWorks](#) online entry program.

DIVISION 117 - AMERICAN & AMERICAN SATIN

DIVISION 118 - TEDDY & TEDDY SATIN

DIVISION 119 - ABYSSINIAN & ABYSSINIAN SATIN

DIVISION 120 - WHITE CRESTED

DIVISION 121 - SILKIE, SILKIE SATIN, PERUVIAN, PERUVIAN, SATIN, CORONET & TEXEL, OTHER

Class Description

1. Jr.: 12-21 ounces, up to 4 mo. of age
2. Intermediate: 22-31 ounces, 4-6 mo. of age
3. Sr.: over 32 ounces, 6 mo. and older

DIVISION 122 - CAVY SHOWMANSHIP

Class Description

1. Junior Age Novice (1st year to ever exhibit, member under 14 years of age as of January 1, 2019)
2. Junior 4-H Member (under 14 years of age as of January 1, 2019)
3. Senior Age Novice (1st year to ever exhibit, member over 14 years of age as of January 1, 2019)
4. Senior 4-H Member (over 14 years of age as of January 1, 2019)

DIVISION 123 - SOW AND LITTER

Class Description

1. One entry/exhibitor. Must be 3-5 weeks old, under 12 oz, 2 or more in litter. Sow and litter shown as a carry class.

CAVY AWARDS

Best of Class

Grand & Reserve Champion of Show

Cavy Showmanship:

-Jr. Novice

-Sr. Novice

-Junior

-Senior

POULTRY & PIGEON

Project Director

PAUL MCKINLEY

POULTRY

Purebred Recognized Breeds
Indicate breed & variety on entry

Registration Documents

- Proof of ownership: registration, or bill of sale (must be dated)
- If leasing a project animal, signed lease papers must also be filed with the 4-H office no later than the ownership deadline of December 14, 2018

- Financial records-<https://extension.arizona.edu/sites/extension.arizona.edu/files/attachment/Small%20Animal%20Financial%20Report.pdf>
- YQCA Certificate (must be valid through the end of fair)

Copies must be mailed to the Pinal County 4-H Office at 820 East Cottonwood Lane, #C, Casa Grande, AZ 85122, or emailed to mmelende@cals.arizona.edu. Due date is Monday, March 4, 2019 by midnight.

SPECIFIC POULTRY REQUIREMENTS

- Each exhibitor is limited to 20 animals total in the poultry barn. Exhibitors are encouraged to show only their best exhibits as space at the fair is limited.
- Members must bring their own water & feeding cups. **Exhibitors are responsible for feeding and watering their animals twice a day.** The Project Director will tag cages without water or food. If your cage is tagged please see the Project Director.
- No bedding on floors for ducks and geese.
- Ducks, geese and turkeys need to be cleaned daily.
- No carriers will be allowed to be stored in barn.
- No pools allowed.**

ANIMAL REQUIREMENTS

- All breeds accepted by the American Poultry Association, and the American Bantam Association, as stated in the Standard of Perfection, may be exhibited by 4-H Small Stock exhibitors.
- Chicks may be brought with mothers only as part of an educational display with prior approval of Project Director.
- Exhibits must have been banded and correspond to entries. Only exhibits to be judged may be brought to the Fair unless prior arrangements have been made with the Project Director.
- There will be no band substitutions at check-in time.

MEAT PEN

- Exhibitors in Meat Pen classes are limited to two entries of chickens. One (1) entry of each lot of meat pen.
- Meat pens should show the 4-H member's ability to produce quality meat for the table. The time required varies with each project.
- Poultry Meat Pens: Raise three (3) live chicks from day-old to 6 to 8 weeks old. Meat pen should be uniform in breed, size and sex. Fryers must weigh 3.5 to 5 pounds each. Broilers must weigh over 5 pounds.

MIXED BREED

- Hens will be judged on their current production characteristics only, without regard to breed or beauty.

EGG CLASS

- One-half dozen (6) eggs will constitute an entry.
- Only one (1) entry per exhibitor per lot allowed: white, cream, brown, blue, or green chicken, duck or any other eggs.
- On entry, place egg entries under lot and class number using the word "EGG" under "BREED", and "COLOR" of the egg entry under "Variety". Use different line for each egg entry.
- Eggs must appear clean, should not be excessively dirty.
- All eggs in an entry must be of a single size group (small, medium, or large).
- Eggs will be judged for internal and external quality.
- Blown/Decorative Eggs (only 1 egg needed)

JUDGING

- The show rules of the American Poultry Association (APA) will apply to this show.
- Each breed will be judged separately. EXCEPTION: Laying hens of various breeds will be judged as one class. Where there is no competition, judges may award one ribbon or no ribbons according to merit. Danish system ribbons of blue/red/white will be awarded if exhibit merits such award.
- Birds born after January 1, 2019 are classified as young cock, or young hen. Birds hatched before January 1, 2019 are classified as old cock or old hen.
- Awards will be presented only if exhibit merits such award.

HEALTH

Any bird that is unsightly or showing symptoms of disease during the week of the show will be removed at the Project Directors discretion.

SHOWMANSHIP

- Showmanship winners from previous years are eligible to compete.
- Exhibitors who wish to participate in Showmanship must register for the contest on their Fair entries with class, lot, and band number of their showmanship bird.
- Showmanship will be judged on the exhibitor's ability to show own animal to its advantage and their knowledge in handling, fitting and selecting animals for production and show. The judge may also ask questions pertaining to the project.
- Exhibitors must use their own exhibit and said exhibit must be entered in the 4-H division for judging in another lot.
- Breed class will follow Showmanship. All exhibitors must be present for breed class.

CONTESTS

Please enter all Poultry Contests and Shows through the [ShowWorks](#) online entry program.

BREEDS

DIVISION 124 - MIXED BREEDS

DIVISION 125 - STANDARD

DIVISION 126 - BANTAMS

DIVISION 127 - WATERFOWL (DUCK & GEESE)

DIVISION 128 - ORNAMENTAL TURKEYS

Class	Description
1.	Cock, Gander, Drake, Tom
2.	Hen, Goose, Ducks, Old Hen
3.	Cockerel, Young Gander, Young Drake, Young Tom
4.	Pullet, Young Goose, Young Duck, Young Hen

DIVISION 131 - MEAT PEN

Poultry Meat Pen: Three (3) live chicks 6-8 weeks old should be uniform in breed and size.

Class	Description
1.	Pen of 3 <u>broilers</u> must weigh over 5 lbs. each
2.	Pen of 3 <u>fryers</u> must weigh 3.5 to 5 lbs. each

DIVISION 132 - EGGS

Limit half a dozen (6) per lot must be in a carton. One egg in each entry may be broken at the discretion of the Judge to determine interior quality. Eggs will be stored in the 4-H Faul Learning Center/ Poultry Barn.

Class	Description
1.	Large white eggs
2.	Large brown eggs
3.	Medium white eggs
4.	Medium brown eggs
5.	Small white
6.	Small brown
7.	Waterfowl
8.	All other eggs
9.	Decorated eggs (blown out, 1 egg on display in Faul Barn)

DIVISION 133 - POULTRY SHOWMANSHIP

Class	Description
1.	Junior Age Novice (1 st year to ever exhibit, member under 14 years of age as of January 1, 2019)
2.	Junior Member (under 14 years of age as of January 1, 2019)
3.	Senior Novice (1 st year to ever exhibit, member over 14 years of age as of January 1, 2019)
4.	Senior Member (over 14 years of age as of January 1, 2019)

DIVISION 134 - BREED JUDGING

Class	Description
1.	Junior (9 to 13 years old)
2.	Senior (14 to 19 years old)

POULTRY AWARDS

Best of Class :

- | | | |
|-------------------|-------------|-------------|
| -Standard Chicken | -Pigeon | -Eggs |
| -Bantam Chicken | -Laying Hen | -Ornamental |
| -Waterfowl | -Meat Pen | |

Grand & Reserve Champion of Show

Poultry Showmanship:

- | | |
|-------------|-------------|
| -Jr. Novice | -Sr. Novice |
| -Junior | -Senior |

PIGEONS

(Recognized Breeds)

SPECIFIC PIGEON REQUIREMENTS

- Each exhibitor is limited to 20 animals total in the poultry barn. Exhibitors are encouraged to show only their best exhibits as space at the fair is limited.
- Members must bring their own water & feeding bowls. Exhibitors are responsible for feeding and watering their animals twice a day. The Project Director will tag cages without water or food. If your cage is tagged please see the Project Director.

ANIMAL REQUIREMENTS

- All breeds accepted by the National Pigeon Association, as stated in the Standard of Perfection, may be exhibited by 4-H Small Stock exhibitors. "Squeakers," squabs, or chicks may be brought with mothers only as part of an educational display with prior approval of Project Director.
- Exhibits must have been banded and correspond to entry. Split bands may be used. Only exhibits to be judged may be brought to the Fair.

JUDGING

- Each breed will be judged separately. Where there is no competition, judges may award one ribbon or no ribbon according to merit. Danish System ribbons of blue/red/white will be awarded if exhibit merits such award.
- Birds born after January 1, 2019 are classified as young cock, or young hen. Birds hatched before January 1, 2019 are classified as old cock or old hen.

HEALTH

Any bird that is unsightly or showing symptoms of disease during the week of the show will be removed at the Project Directors discretion.

SHOWMANSHIP

- Showmanship winners from previous years are eligible to compete.
- Exhibitors must use own exhibit in the showmanship unless otherwise approved by Project Directors.
- Exhibitors who wish to participate in showmanship must

register for the contest on their fair entries with class, lot and band number of their showmanship bird.

- D. Showmanship will be judged on the exhibitor's ability to show own animal to its advantage and their knowledge in handling, fitting and selecting animals for production and show. The judge will also ask questions pertaining to the project
- E. If there is only one exhibitor in a showmanship class, then the exhibitor may either be moved up or down a class with approval of the Project Director.
- D. Exhibitors must use their own exhibit and said exhibit must be entered in the 4-H division for judging in another lot.
- E. Breed class will follow Showmanship. All exhibitors must be present for breed class.

CONTESTS

Please enter all Poultry Contests and Shows through the [ShoWorks](#) online entry program.

DIVISION 135 - PIGEONS

Indicates breed and variety on entry. Pigeons will be accepted on standard, breeds and varieties only.

Class Description

1. Old Cock (OC)
2. Old Hen (H)
3. Young Cock (YC)
4. Young Hen (YH)

DIVISION 136 - PIGEON SHOWMANSHIP

4-H Exhibitor will remove bird from cage display before judge; basic questions about feeding and care may be asked.

Class Description

1. Junior age Novice (1st year to ever exhibit, member under 14 years of age as of January 1, 2019)
2. Junior (under 14 years of age of January 1, 2019)
3. Senior Novice (1st year to ever exhibit, member over 14 years of age as of January 1, 2019)
4. Senior Member (over 14 years of age as of January 1, 2019)

PIGEON AWARDS

Best of Class

Grand and Reserve Champion of Show

Showmanship

-Jr. Novice

-Sr. Novice

-Junior

-Senior

DOG PROJECT

Project Director

ASHELLE ABBOTT

Youth Representative

ELIAH ABBOTT

A leased dog may be shown by a 4-H member at County dog shows, if leased for the duration of the current year.

In the case of a leased dog, the project member must submit a letter through the project leader to the 4-H Office with a description of the dog and a copy of the lease which will be kept on file at the county 4-H Agent's office.

DOG PROJECT RULES

1. The deadline for ownership of a dog to be used in a 4-H dog show should not be less than 12 weeks before any dog show. In the event the 4-H member's dog dies during the 4-H year, he/she will be allowed to obtain a substitute dog with the approval of the 4-H office.
2. A dog in a 4-H dog show must be trained by the member.
3. Females in heat may be shown in showmanship only, provided the club sponsoring the show allows this, there's a separate ring for obedience. Dogs in heat must be marked.
4. Unruly or disruptive dogs not entered in the 4-H show will be asked to leave the show grounds as described by the show chairman. One dog/handler will be allowed in showmanship.
5. The judge will excuse, from competition, any 4-H member who abuses his/her dog on the show grounds (example: kicking, striking, or excessive corrections). If an owner abuses a dog while on the show grounds, any awards that have been won in a previous class will be forfeited and the 4-H member disqualified from further competition in the show.
6. Obedience classes will be judged by American Kennel Club (AKC) standards.
7. Showmanship classes will be judged by the AKC junior showmanship standards, exception of attire. Clothing worn must be neat, clean, modest. 4-H attire is required.
8. All dogs must be brought to the show grounds on a leash and training collar. Spike, prong, pinch, shock, electronic collars, or chain leashes will not be permitted.
9. Ill or diseased dogs will not be brought to show grounds.
10. All dogs entered in the show must have paper work showing they have current, effective rabies inoculation and D.H.L. (Distemper, Parvo, Hepatitis, Leptosirois) shots.
11. All 4-H members who have won an AKC title with his/her dog may not compete in the same class the title was won.
12. All 4-H members who have earned 3 qualifying scores (170 or more points) in a class may not compete in the same class with the same dog, except in Pre-Novice C.
13. It is recommended that the 4-H member be responsible for protecting their project dog by:

- a. Never leave the dog with a choke chain collar on.
 - b. Safe confinement.
 - c. Provide proper feed, water, shelter, and grooming at all times.
14. Clean up after dog. Use "poop bags" at all times.

CONTESTS

Please enter all Dog Contests and Shows through the [ShoWorks](#) online entry program.

DIVISION 145 - OBEDIENCE

Class	Description
1. Pre-Novice Jr. (9-13)	
2. Pre-Novice Sr. (14-19)	All Pre-Novice classes will be scored on a total 200 points. Leash is to be used on all exercises. Dogs need not to be the same breed to compete in brace class.
3. Novice A Jr. (9-13)	
4. Novice A Sr. (14-19)	These classes are for members showing their 1 st year as novice level.
5. Novice B (9-19)	

DIVISION 146 - SHOWMANSHIP

Class	Description
1. Jr. Novice (age 9-13 as of January 1, 2019)	
2. Sr. Novice (age 14-19 as of January 1, 2019)	These classes are for those members who are in their 1 st year in the 4-H Dog Project. These classes are for members in their 2 nd year in 4-H Dog Project.
3. Jr. Open Showmanship (age 9-13 as of January 1, 2019)	
4. Sr. Open Showmanship (age 14-19 as of January 1, 2019)	These classes are for those members who are in their second year or higher in the 4-H Dog Project.

DIVISION 147 - AGILITY

Class	Description
1. Pre-Jr Novice. (9-13)	
2. Pre-Sr. Novice (14-19)	All classes will be scored on a total 200 points. These classes are for members showing in their first year in agility. These classes can be run on leash.
3. Jr.-Novice (9-13)	
4. Sr.-Novice. (14-19)	All classes will be scored on a total 200 points. these classes are for members showing their 2nd year in agility. These classes may be run on or off leash.
5. Open (9-19)	This class to be run off leash.
6. Relay Race Team	Dog and Handler on the agility course. Can sign up at fair.

DOG AWARDS

Best of Class

Grand & Reserve Champion of Show

Dog Showmanship:

-Jr. Novice

-Sr. Novice

-Junior

-Senior

DAIRY GOAT

Project Director

AMY GONCALVES

REGISTRATION DOCUMENTS

- Proof of ownership: registration, bill of sale, or ownership papers for wether (must be dated)
- If leasing a project animal, signed lease papers must also be filed with the 4-H office no later than the ownership deadline of December 14, 2018
- Financial records-<https://extension.arizona.edu/sites/extension.arizona.edu/files/attachment/Small%20Animal%20Financial%20Report.pdf>
- YQCA Certificate (must be valid through the end of fair)

Copies must be mailed to the Pinal County 4-H Office at 820 East Cottonwood Lane, #C, Casa Grande, AZ 85122, or emailed to mmelende@cals.arizona.edu. Due date is Monday, March 4, 2019 by midnight.

SPECIFIC DAIRY GOAT REQUIREMENTS

- A. All pens must have either straw or shavings as bedding. **No Dirt! Exhibitors must bring their own bedding materials.** Each club is responsible for care and cleaning of their own pens during the fair.
- B. Feeding and watering is the responsibility of the 4-H members for the duration of the fair. **Bring something to latch your gate closed, such as a short chain with a clasp.**

ANIMAL REQUIREMENTS

- A. Every animal must have an identifiable tattoo or ear tag. Microchip is not acceptable.
- B. Only pre-registered animals that are going to be shown will be allowed to be housed at the fair. The only exception are newborn kids.
- C. Goats birthing at the fair is at your own risk.
- D. NO bucks allowed.
- E. Dairy goats must be dehorned.
- F. No wethers or does showing in the market meat division will be allowed to compete in the dairy classes, however they can compete in the pack goat and costume contests.

Classes will be judged by breeds. If the classes have low entries the classes will be combined. Ideal standards for each breed will be considered.

Any animal showing evidence of a contagious disease, parasites or infection will not be accepted upon check-in by the project director. Visible health exams will be performed on a daily basis by the director. A sick animal can only leave the Fairgrounds with approval from the 4-H office and project director.

- A. Showmanship winners from previous years are eligible to compete.
- B. Exhibitors who wish to participate in Showmanship must register for the contest on their Fair entries.
- C. Showmanship will be judged on the exhibitor's ability to show own animal to its advantage and their knowledge in handling, fitting and selecting animals for production and show. The judge may also ask questions pertaining to the project.
- D. Class order will be determined on show day to accommodate the most participants. All exhibitors must be present for breed class.

Please enter all Dairy Goat Contests and Shows through the [ShoWorks](#) online entry program.

DIVISION 153 - RECORDED GRADES (BROWN PAPERS)

Class	Description
JR1	Junior Kid (born January 1, 2019-March 16, 2019) 0-3 months
JR2	Intermediate Kid (born October 1, 2018-December 31, 2018) 3-6 months
JR3	Senior Kid (born March 1, 2018-September 31, 2018) 7-12 months
JR4	Dry Yearling (under 24 months never freshened)

Class	Description
SR1	Yearling Milker (under 2 years in milk)
SR2	2 year old Milker (2 years and under 3 years)
SR3	3-4 year old Milker (3 years and under 5 years)
SR4	5 year old Milker (5 years and over)

Not separated by breed, must be tattooed or eartagged

Class	Description
DD1	Young—Under 1 year of age as of day of show
DD2	Aged—Over a year of age as of day of show

Class	Description
1.	Junior Novice (1 st year to exhibit dairy goats, member under 14 years of age as of January 1, 2019)
2.	Junior (under 14 years of age as of January 1, 2019)
3.	Senior Novice (1 st year to exhibit dairy goats, member over 14 as of January 1, 2019)
4.	Senior (over 14 years of age as of January 1, 2019)

-Senior



4-H Contest & Events—Small Animal

DIVISION 200 - RABBIT/CAVY COSTUME

Open to any registered rabbit/cavy and it's 4-H handler. 4-H member and animal must be dressed in a costume. Must submit a short story or description to be read aloud that describes the costumes.

DIVISION 201 - POULTRY/PIGEON COSTUME

Open to any registered poultry/pigeon and it's 4-H handler. 4-H member and animal must be dressed in a costume. Must submit a short story or description to be read aloud that describes the costumes.

DIVISION 202 - DOG COSTUME

Open to any registered dog and it's 4-H handler. 4-H member and dog must be dressed in a costume. Must submit a short story or description to be read aloud that describes the costumes.

DIVISION 203 - GOAT COSTUME

Open to any registered goat and it's 4-H handler. 4-H member and goat must be dressed in a costume. Must submit a short story or description to be read aloud that describes the costumes.

DIVISION 300 - RABBIT SKILL-A-THON

Class	Description
-------	-------------

1. Junior Member
2. Senior Member

DIVISION 301 - POULTRY SKILL-A-THON

Class	Description
-------	-------------

1. Junior Member
2. Senior Member

Division 302 - DOG SKILL-A-THON

Class	Description
-------	-------------

1. Junior Member
2. Senior Member

Division 303 - HORSE SKILL-A-THON

Class	Description
-------	-------------

1. Junior Member
2. Senior Member

Division 304 - DAIRY GOAT SKILL-A-THON

Class	Description
-------	-------------

1. Junior Member
2. Senior Member

SKILL-A-THON CHAMPION AWARDS

Eligible participants will be determined at the Fair who have completed all 5 Skill-A-Thons

DIVISION 400 - QUIZ BOWL-(TEAMS OF 4)

Two teams with 4 Jr. Members, 4 Sr. Members will compete in multispecies Quiz Bowl style competitions. For instance, a junior team may have 4 junior members from different clubs, and/or different species. All members must be in good standing with their clubs. The winning team will be the champion Quiz Bowl Team.

Class	Description
-------	-------------

1. Junior (9 to 13 years old)
2. Senior (14 to 19 years old)

DIVISION 401 - POULTRY QUIZ BOWL

Class	Description
-------	-------------

1. Junior (9 to 13 years old)
2. Senior (14 to 19 years old)

GOAT FITTING

Teams will compete in a fitting and showing a goat. Please bring any supplies you need to participate (ex: clippers, hoof trimmers, stand, etc.).

ROUND ROBIN SHOWMANSHIP

Grand Champion Showmanship winners in all species are eligible to compete in the contest. Participants will be determined at the Fair.

PEE WEE SHOWMANSHIP

Pee Wee Showmanship is available in all species with registration through Pinal County Junior Livestock during Fair. Fees will apply.

DIVISION 500 - PACK GOAT

You will need a goat that will go through an obstacle course. Pack must be made of material with holders sewn on each side. Go online for a pattern or design your own pack.

- Exhibitor should know parts of the pack.
- Goat should stand still while weight is being added.
- Goat should follow on a loose lead through course.
- Goat should be able to carry 20% of its weight.
- **No bucks! (Wethers are ok)**
- All goats allowed (boer & dairy)

Class	Description
-------	-------------

1. Junior (9 to 13 years old)
2. Senior (14 to 19 years old)

DIVISION 305 - ROCKET SHOW

Class	Description
-------	-------------

1. Junior Member
2. Senior Member

Building Exhibits

Building Exhibits

Sr. Building Exhibits Director

BETH VERSCHURE

Enter your exhibits online at [ShoWorks](#). Entry deadline is **Thursday, March 8, 2019!** Members will be limited to submitting ten (10) items in each Division. Select your best work! 4-H Members please make sure you have printed your building tags through ShoWorks for each entry. No tags will be printed in the Pinal County 4-H Office.

RECEIVING DATES: Exhibits will be accepted **Monday, March 18, 2019 @ 9:00a.m.-6:00p.m.** in **Building #4**. The **ONLY EXCEPTION** will be perishable foods entries taken **Tuesday, March 19, 2019 from 8:00-9:00a.m.**

JUDGING: **Tuesday, March 19, 2019 beginning at 9:00a.m.**
No entries will be received once judging has begun!

RELEASE: Exhibits will not be released until **Monday, March 25, 2019** between **9:00a.m.-6:00p.m.** Exhibitors who remove items without the 4-H Program Coordinators permission prior to the release time will be excluded from showing in next year's fair. All items **MUST** be picked up between **9:00a.m.-6:00p.m.!** No exceptions!

LOSS OR DAMAGE: Pinal County 4-H will not be responsible for loss or damage; however, all possible precautions will be taken to ensure safety.

AWARDS: Exhibits in this Department are judged using the Danish system. Special awards will be announced during the 4-H Awards Program.

EXCELLENCY AWARDS: Champion and Reserve Excellency Awards will be awarded to outstanding Junior and Senior exhibitors based on overall excellence according to the following criteria. The member must exhibit in at least two different project areas in the 4-H Building; must receive at least two blue ribbons (each from a different project area) and one must have earned a purple rosette and have a minimum of 50 points. The awards will be determined by a total point system:

- Purple = 6
- Blue = 3
- Red = 2
- White = 1

The Jr. and Sr. Champion buckle awards, and Junior and Senior Reserve Champion certificates will be presented at the Awards Program.

SEWING

DIVISION 100 - BEGINNING CLOTHING

UNIT I

Class Description

1. Bookbag or Totebag
2. Hemmed dishtowel
3. Patchwork pillow
4. Pincushions
5. Apron
6. Skirt with elastic casing
7. Chef's apron
8. Any other item using techniques learned
9. Educational exhibit related to project learning

DIVISION 101 - BEGINNING CLOTHING

UNIT II

Class Description

1. Backpack
2. Vest
3. Shorts with elastic casing
4. Shorts with stitch "n" stretch elastic
5. Pants with elastic casing
6. Blouse with facings, no collar
7. Any other garment using techniques learned
8. Educational exhibit related to project learning

DIVISION 102 - BEGINNING CLOTHING

UNIT III

Class Description

1. Dress with facings and zipper
2. Jumper with facings and zipper
3. Fitted shorts, pants or skirt
4. Knit shirt
5. Knit shorts
6. Any other knit garment
7. Any other garment using techniques learned
8. Educational exhibit related to project learning

DIVISION 103 - INTERMEDIATE CLOTHING

Class Description

1. Blouse with buttons, buttonholes, interfaced collar, and set in sleeves
2. Shirt with yoke, and buttons or snaps
3. Skirt with zipper and waistband
4. Shorts with zipper and waistband
5. Pants with zipper and waistband
6. Vest or jacket
7. Best dress
8. Dress shirt or dress blouse
9. Item or garment using serger techniques for construction
10. Item or garment using serger techniques for decorative purpose

11. Any other garment using techniques learned
12. Educational exhibit related to project learning

DIVISION 104 - INTERMEDIATE CLOTHING, CREATE YOUR OWN

Class	Description
1.	Wool garment
2.	Denim garment
3.	Swimwear
4.	Sleep wear using tricot
5.	Garment using quilted fabric, poly-fill or down
6.	Garment sewn with suede cloth
7.	Garment sewn with vinyl
8.	Item or garment made of imitation fur
9.	Garment sewn w/party dress fabric including satin or velvet
10.	Any other garment using techniques learned
11.	Educational exhibit related to project learning

DIVISION 105 - ADVANCED CLOTHING

Class	Description
1.	Tailored jacket with pocket flaps
2.	Lined skirt
3.	Pants with fly opening
4.	Any other garment using skills learned in years 1 through 8
5.	Educational exhibit related to project learning

DIVISION 106 - CLOTHES FOR THE HORSE PROJECT

Attach a card stating name of item, fabric content and directions for the care of the item.

Class	Description
1.	Leg Wrap or Mane Tamer
2.	Pad, Saddle Cover, Blanket or Cooling Sheet
3.	Other item
4.	Education exhibit related to project

DIVISION 107 - FUN CLOTHING ANY FABRIC

Class	Description
1.	Hat or Cap
2.	Socks
3.	Shoes
4.	Blouse
5.	Jumper
6.	T-Shirt
7.	Skirt
8.	Shorts
9.	Pants
10.	Dress
11.	Jumpsuit
12.	Vest
13.	Jacket
14.	Skort
15.	Any other item

QUILTING

DIVISION 120 - HAND QUILTING (Machine Assembled)

Class	Description
1.	Applique
2.	Pieced
3.	Patchwork
4.	Made by group
5.	Embroidery

6. Pre-stamped
7. Other

DIVISION 121 - HAND QUILTING (Hand Assembled)

Class	Description
1.	Applique
2.	Pieced
3.	Patchwork
4.	Made by group
5.	Embroidery
6.	Pre-stamped
7.	Other

DIVISION 122 - MACHINE QUILTING

Class	Description
1.	Applique
2.	Pieced
3.	Patchwork
4.	Embroidery
5.	Tricot
6.	Made by group
7.	Theme quilt
8.	Design printed
9.	Other

DIVISION 123 - TIED QUILT

Class	Description
1.	Applique
2.	Pieced
3.	Patchwork
4.	Embroidery
5.	Tricot
6.	Made by group
7.	Theme quilt
8.	Design printed
9.	Other

DIVISION 124 - BABY BLANKETS & QUILTS

Class	Description
1.	Applique
2.	Pieced
3.	Patchwork
4.	Embroidery
5.	Tricot
6.	Made by group
7.	Theme quilt
8.	Design printed
9.	Other

DIVISION 125 - QUILTED ACCESSORIES

Class	Description
1.	Household accessories
2.	Wall hanging
3.	Holiday decorations
4.	Clothing
5.	Framed picture
6.	Other

FOOD PREPARATION

QUALITY OF FOOD EXHIBITS

Each food item entered should be of high quality standards and attractively prepared. The judges can disqualify any product in this division that does not reach 4-H food standards. Any product not meeting specifications will be tagged for exhibit only. All entries should be on or in a disposable container, wrapped in plastic. Cakes and breads should be left whole. Submit 4-6 uncut cookies, brownies, muffins, and rolls. Foods exhibited must not contain perishable fillings or toppings such as: creams, eggs, custards, meat, vegetables, fresh fruit, etc. Foods requiring refrigeration will not be accepted.

• ENTRY INFORMATION •

Attach to each food entry a 3"x 5" index card stating the primary nutritional contribution of the food to the body. The card must also include the name of the product.

DIVISION 135 - FIRST YEAR/FOOD PREPARATION

Class Description

1. Cookies: no-bake, drop or bar
2. Drop biscuits
3. Muffins or quick bread
4. Other Perishable item
5. Educational exhibit

DIVISION 136 - SECOND YEAR/FOOD PREPARATION

Class Description

1. Cookies: no-bake, drop or bar
2. Biscuits: drop or rolled
3. Quick coffee cake
4. Other perishable item
5. Educational exhibit

DIVISION 137 - THIRD YEAR/FOOD PREPARATION

Class Description

1. Cookies: bar, rolled or pressed
2. Breadsticks or soft pretzels
3. Cake: roll or sheet
4. Other perishable item
5. Educational exhibit

DIVISION 138 - FOURTH YEAR/FOOD PREPARATION

Class Description

1. Cookies: pressed or molded
2. Dinner or cinnamon rolls
3. Cake: layered and frosted
4. Other perishable item
5. Educational exhibit

DIVISION 139 - FIFTH YEAR/FOOD PREPARATION

Class Description

1. Cookies: specialty

2. Yeast bread
3. Pastry item
4. Other perishable item
5. Educational exhibit

DIVISION 140 - FOOD PRESERVATION

All entries must be labeled with **product name, date pre-served and method used**

Class Description

1. Canned fruit
2. Canned vegetables
3. Canned meat
4. Dried fruit or fruit leather
5. Dried meat
6. Jams, jellies or preserves (type)
7. Pickles or relish (type)
8. Other

DIVISION 141 - MICROWAVE CONNECTIONS

Class Description

1. Any perishable items baked from scratch
2. Any perishable items baked from purchased mix
3. Any perishable items canned
4. Any perishable items dried
5. Group entry - an entry made by 2 or more members, state number of participants
6. Any other perishable item
7. Nutritional/education exhibit

DIVISION 142 - INTERNATIONAL FOODS

The International Foods category is designed for youth who are interested in other cultures and customs. Member may enter NONPERISHABLE or PERISHABLE food items or an educational exhibit which represents the richness of a country and its culture. There is no limit to the number of items entered per lot. Recipes ARE NOT required to come from project materials.

On the first index card write:

- a. A description of the country of origin for the food you prepared.
- b. Describe the occasion when the food item would be served.
- c. Using the food pyramid guidelines, include nutritional information of the food item entered.
- d. On the back side of the card include a traditional menu in which the food item you are entering would be served.

On the second index card write the directions for preparing the food item entered. Please provide only 3 servings of your entry item.

Class Description

1. Perishable food item - Beginning Level (1st - 3rd year)
2. Educational exhibit - Beginning Level (1st - 3rd year)
3. Perishable food item - Intermediate Level (4th - 5th year)

4. Educational exhibit - Intermediate Level (4th - 5th year)
5. Perishable food item - Advanced Level (6th and above)
6. Educational exhibit-Advanced Level (6th and above)

DIVISION 143 - COOK AND HAVE FUN OUTDOORS

Class Description

NOTE: Equipment exhibited should show evidence of use.

1. Outdoor meal plan. Include such information as the kind of outing, location, number attending, menu, equipment needed for cooking and eating and method of preparation. Poster not larger than 22" x 28".
2. Homemade outdoor stove-type equipment. State name of equipment, cost and its use or purpose.
3. Homemade outdoor cookery equipment other than stove-type equipment. State name of equipment, cost and its use or purpose.
4. Baked product cooked outdoors. Include card one recipe; and card two stating three (3) primary nutritional contributions of the food to the body.
5. Family camping or backpacking food plan. Include menus for 3 days, number attending, ingredients and amounts, type of equipment available/needed for food preparation and serving. Poster no larger than 22" x 28".
6. Educational exhibit featuring some phase of outdoor cookery.

DIVISION 144—TABLE DECORATION

Must provide table no larger than 4'. Single table setting does not need a table.

Class Description

1. Party (ex. Birthday)
2. Holiday
3. Single Table Setting
4. Other (ex. Formal Dinner)

DIVISION 145—PET FOOD

Class Description

1. Cookies-Pet Food
2. Biscuits-Pet Food

DIVISION 146—FOOD GIFT IN A JAR

Class Description

1. Soup
2. Dessert
3. Other

CAKE DECORATING

DIVISION 150 - CAKE DECORATING LEVEL I

Class Description

1. Educational display
2. Decorated cake using techniques learned in this unit
3. Cut-up cake or cupcakes
4. Cake or exhibit using sugar molds

5. Cake mold: must have a portion of smooth icing and more than one technique used in this unit
6. Any other decorated cake

DIVISION 151 - CAKE DECORATING LEVEL II

Class Description

1. Educational display
2. Decorated cake using techniques learned in this unit
3. Cut-up cake or cupcakes
4. Any decorated item using techniques learned in this unit
5. Decorated mold: must have a portion of smooth icing and more than one technique learned in this unit
6. Any other decorated cake

DIVISION 152 - CAKE DECORATING LEVEL III

Class Description

1. Educational display
2. Decorated, stacked and/or tiered cake using techniques learned in this unit
3. Cut-up cake using techniques learned in this unit
4. Any decorated item using techniques learned in this unit
5. Decorated mold: must have a portion of smooth icing and more than one technique learned in this unit
6. Any other decorated cake

DIVISION 153 - CAKE DECORATING LEVEL IV

Class Description

1. A brief written description of project including goals, plans, accomplishments, and evaluation of results. If an item was made as part of a project, include that.
2. Decorated cake using more than five techniques (original design)

HOME ENVIRONMENT

DIVISION 165 - HOME ENVIRONMENT LEVEL I

Any accessory made that is to be mounted on the wall must be ready to hang complete with hook.

Class Description

1. An accessory created by member. Attach card to identify its relationship to living area used.
2. Educational exhibit related to project learning (Level I): color, solar principles, safety in the home, etc.
3. Bulletin board made in Level I.
4. House plant center made in Level I, Home Environment.
5. Storage item made to improve the storage in your room.
6. Cushion/pillow cover made in Level I.
7. Curtains made in Level I.
8. Solar cooker made in Level I.

DIVISION 166 - HOME ENVIRONMENT LEVEL II

Class Description

1. Accessory created for Home Environment, Level II. Attach card to identify its relationship to living area.

2. Educational exhibit related to project learning (Level I): room plans, texture, weather stripping, caulking, etc.
3. Beanbag chair
4. Shower curtain
5. Picture frame or mat
6. Comforter from sheets
7. Portable screen

DIVISION 167 - SELF DETERMINED PROJECTS

This class is open to members enrolled in the Self Determined Projects - Home Environment approved by the County. On a card attached to each entry tag, identify project and state how exhibit relates to project objective.

Class Description

1. Exhibit of a product made in the project
2. Scrapbook, notebook, or report book showing of your project learnings as well as your evaluation of the project
3. Educational exhibit related to project

FAMILY RELATIONS & HUMAN DEVELOPMENT

All entries should be easy to use, durable, safe and attractive. Used items are appropriate, unsanitary items are not!

Attach a 3" x 5" index card to each entry (except educational exhibits) stating the item, what age group it could be used with and how it relates to project learning.

DIVISION 170 - CHILD CARE LEVELS I-III

Class Description

1. Sitter's Kit-Year 1
2. Sitter's Kit-Year 2
3. Member reference book of educational ideas, clippings and pamphlets
4. Two original storybooks based on project criteria and suggestions
5. Two puppets made by members. Puppets must be from a story or nursery rhyme
6. Original handmade toy or play idea. Idea must be original or adoptive of another idea
7. Educational exhibit. Topic must focus on Safety, Play, Stories or a combination of the three

DIVISION 171 - CHILD CARE INTERMEDIATE LEVEL

Class Description

1. Sitter's Journal/Scrapbook (minimum 5 jobs)
2. Daily outline for summer sitting job (minimum 5 days, 6 hours per day)
3. Original child's book (minimum 10 pages)
4. Report of volunteer service caring for children (minimum 30 hours); include jobs done, sample schedule, problems, what you have learned, other pertinent material.

5. Education exhibit related to project learning such as selection of toys, safety of toys, how to handle a difficult situation, etc.
6. Educational exhibit related to project

DIVISION 172 - LIFE ENRICHMENT

JUNIOR EXHIBITOR (9 to 10 years old)

DIVISION 173 - LIFE ENRICHMENT

INTERMEDIATE EXHIBITOR (11 to 13 years old)

DIVISION 174 - LIFE ENRICHMENT

SENIOR EXHIBITOR (14 to 19 years old)

Class Description

1. Social Recreation/Education Poster not over 22"x28"
 - a. Square or clog dancing
 - b. Musical folk dancing
 - c. Club meeting recreation
 - d. Song leadership
 - e. Other
2. Educational exhibit on any one of the topics for an Educational Poster on Social Recreation.
3. Expressive Arts - Education Poster (22"x28") on any expressive art including dance, drama, music, photography, writing, cinematography, architecture, environmental design or visual arts.
4. Educational exhibit on any Expressive Art Exhibits - see Division I General Crafts - for class and lot numbers.
5. Any other Expressive Art Exhibit not listed in the Arts and Crafts Department.
6. Cultural Heritage-Family History
7. Ethnic Background Research exhibit
8. Family Tree Exhibit
9. Journal
10. Poster (22"x28") or Booklet describing: butter making, weaving, hide tanning, soap making, log cabin building or other plain-living art as told and described in person or through books to the 4-H member, by one who has practiced these arts.
11. Exhibit a miniature wagon, butter churn, log cabin, ox cart or other early living tool used by our ancestors built to a certain scale by the 4-H member.
12. Exhibit the product of the 4-H member trying his or her hand at a plain-living art such as (soap) in soap making, (hide) in hide tanning, (butter) in butter making, (fruit leather) in fruit drying (jerky) in meat drying, etc.
13. Educational exhibit on any of the above.
14. Outdoor Education/Recreation Educational Poster not over (22"x28") on camping, fishing, hunting, canoeing or tube floating, backpacking, archery, or other out-of-doors life enrichment activities.
15. Outdoor Education/Recreation exhibit on camping, fishing, hunting, canoeing or tube floating, backpacking, hiking, archery, or other out-of-doors life enrichment activities.
16. Educational exhibit on any of the above

17. Sports, exercise and physical activities Educational Poster (22"x28") on bicycling, hiking, jogging, running, etc. or on comparing the virtue of one over the other.
18. Hobbies-any collection (limit of 4) of stamps, coins antiques, match covers pictures, pottery, glassware, rocks and minerals, gems, autographs, etc.
19. Any other hobby exhibit not listed in other divisions or departments
20. Service - Educational Poster (22"x28") on Volunteer Service - How To Do It: value to the volunteer, value to society, etc.
21. Educational Poster (22"x28") describing a service project & the results accomplished.

ELECTRIC

All exhibits must be items completed during the current club year. The judge with the concurrence of the Project Director reserves the right to switch unusual entries from a specific lot.

DIVISION 180- JUNIOR UNITS (9-13 years old)

DIVISION 182- SENIOR & SPECIAL STUDIES (14-19 years old)

Use the following classes & descriptions for classes 180-182.

Class Description

1. Lighting - members may enter table, TV, study or work lamps, lamp bulb displays, outdoor lighting exhibits or any other lighting exhibits
2. Tools - members may enter tool box, chest, apron, belt board or any other tool holder or carrying article
3. Test equipment or instruments - members may enter test lamp, continuity tester, voltmeter, ammeter or other testing equipment or instruments
4. Magnetism and motors - members may enter door bells, buzzers, electric motor projects or any other article featuring magnetism
5. Wiring, splicing, switching and controls -members may enter switch demonstration panels, switch, wire, fuse, or splice displays, and toys and games featuring wiring and switching applications (no extension cords)
6. Electronics and communications - members may exhibit random flashing devices, radio, telephone, telegraph, intercom, phono, amplifier, etc., may be included.
7. Miscellaneous - electrical safety devices, special study projects and other articles featuring electrical application not covered in lots.

ENTOMOLOGY

DIVISION 190 - MOUNTED INSECT COLLECTION

Exhibits in this division will be judged on correctness of identification, labeling and mounting according to 4-H curriculum. All cases should be securely fastened and glass cleaned inside and out.

Class Description

1. Collections by first year members - consisting of 25 or more different insects collected during the immediate past 4-H year.
2. Collections by second year members -consisting of 50 or more different insects. Of these 50, at least 25 must have been collected during the immediate past 4-H year.
3. Collections by third year members - consisting of 100 or more different insect species. Of these 100, at least 50 must have been collected during the immediate past 4-H year.
4. Collections by fourth year members - consisting of 175 or more different insect species. Of these 175, at least 75 must have been collected during the immediate past 4-H year.
5. Special interest specimens, a well displayed and labeled unusual collection of specimen collected during the immediate past 4-H year.

DIVISION 191 - EDUCATIONAL EXHIBIT

Class Description

1. An exhibit of the life stages of 3 or more insects belonging to different orders.
2. An educational exhibit consisting of a display, special collection or poster providing educational information.

DIVISION 192 - BEEKEEPING

Class Description

1. Extracted honey, two jars, 1 lb. each, home packed, labeled as to source, such as, alfalfa, cat claw, citrus, cotton, etc.
2. Comb honey, any flavor, wrapped in cellophane or other transparent material
3. Educational exhibit

PHOTOGRAPHY

Members may enter small print sizes in all lots. The photo size depends on the type of film used (3"x 5" or 4"x 6", etc.)
 Photo enlargement: the photos (length to width of the photograph itself) should be cropped by the photographer to suit the subject. Whatever the shape, the enlargement must be the largest that can be made from a 5" x 7" or 8" x 10" sheet of enlarging paper. For example, a 6" x 10" or an 8" x 8" would be acceptable photos cropped from a 8" x 10" enlargement. The enlargement should be mounted on an appropriate sized mat or poster board not larger than 16" x 20".

Exhibitor entries must be the original work of the 4-H exhibitor and must have been taken within a year (April-March of the current year).

Behind the exhibit indicate your 4-H age, number of years enrolled in photography, camera used, and whether prints/enlargement was printed by you or by a photo lab/shop.

Entries must be matted or will not be displayed; we do not want to damage the print.

Entry tag must be positioned on the bottom right hand corner attached with string (hole punch).

Mat board and poster board may be use; exhibits with multiple prints are to be mounted on 16"x20" board. All other entries may not exceed a 2" border (ex. 3"x5" matted on 5"x7" or an 8"x10" matted on 10"x12").

DIVISION 200 - FIRST YEAR

Class	Description
-------	-------------

- | | |
|-----|---|
| 1. | A poster displaying one picture of each of the 5 types of subjects (buildings, landscaping, people, animals or birds, and candid pictures with which you have become acquainted in your photography project). |
| 2. | A poster displaying 5 pictures of a building or structure |
| 3. | A poster displaying 5 pictures of landscaping |
| 4. | A poster displaying 5 pictures of people |
| 5. | A poster displaying 5 pictures of animals or birds (still) |
| 6. | A poster displaying 5 candid pictures |
| 7. | Close up photo of person or pet (camera to subject distance of 4 to 5 feet) |
| 8. | Trick photo |
| 9. | This is 4-H" photos that show 4-Hers at work on 4-H projects or 4-H activities. |
| 10. | Any other (limited to 8 entries) |
| 11. | Educational exhibit |

DIVISION 201 - SECOND YEAR

Class	Description
-------	-------------

- | | |
|-----|--|
| 1. | Poster |
| 2. | Building or structure |
| 3. | Landscaping |
| 4. | People |
| 5. | Animals or birds |
| 6. | Still photography |
| 7. | Candid pictures |
| 8. | Close up photo |
| 9. | Action photo |
| 10. | Photo illustrating good composition |
| 11. | 3 Photos of the same subject: 1 taken in bright sun, 1 taken in open shade and one taken in artificial light |
| 12. | 3 Photos of the same subject: 1 using front lighting, 1 using side lighting, 1 using back lighting |
| 13. | 2 Photos of the same subject illustrating (1) great and (2) shallow depth of field |
| 14. | This is 4-H" photos that show 4-Hers at work on 4-H projects or 4-H activities. |
| 15. | Any other (limited to 8 entries) |
| 16. | Educational exhibit |

DIVISION 202 - THIRD YEAR

Class	Description
-------	-------------

- | | |
|-----|---|
| 1. | Landscape photo |
| 2. | Building or structure photo |
| 3. | Animal or bird photo |
| 4. | People photo |
| 5. | Still photography |
| 6. | This is 4-H" Photos that show 4-Hers at work on 4-H projects or 4-H activities. |
| 7. | 3 Existing light photos |
| 8. | 2 Photos using special effects |
| 9. | Photo illustrating a creative interpretation of a common place subject |
| 10. | 5 Best color or black and white slides mounted as a group so light can show through |
| 11. | 1 composite story of 10 to 30 photos in a Power Point Layout |
| 12. | Any other (limited to 8 entries) |
| 13. | Educational exhibit |
| 14. | Photo generated from a digital camera |

DIVISION 203 - FOURTH YEAR

Class	Description
-------	-------------

- | | |
|-----|---|
| 1. | Landscape photo |
| 2. | Building or structure photo |
| 3. | Animal or bird photo |
| 4. | People photo |
| 5. | Still photography |
| 6. | 4-H photo, showing 4-Hers at work on 4-H projects/activities. |
| 7. | 3 Existing light photos |
| 8. | 2 Photos using special effects |
| 9. | Photo illustrating a creative interpretation of a common place subject |
| 10. | 5 Best color or black and white slides mounted as a group so light can show through |
| 11. | 1 composite story of 10 to 30 photos in a Power Point layout. |
| 12. | Any other (limited to 8 entries) |
| 13. | Educational exhibit |
| 14. | Photo generated from a digital camera |

DIVISION 204 - FIFTH - NINTH YEAR

Class	Description
-------	-------------

- | | |
|-----|---|
| 1. | Landscape photo |
| 2. | Building or structure photo |
| 3. | Animal or bird photo |
| 4. | People photo |
| 5. | Still photography |
| 6. | This is 4-H" photos that show 4-Hers at work on 4-H projects or 4-H activities. |
| 7. | Photo generated from a digital camera |
| 8. | 5 Best color or black and white slides mounted as a group so light can show through |
| 9. | Educational exhibit |
| 10. | "HOW TO PRODUCE A SLIDESHOW" Slide show not to exceed 80 photos with text. |

11. "DARKROOM TECHNIQUES" showing: Portrait with lighting set up by member
12. Special effects
13. Portfolio of 5 photos developed and printed by exhibitor (label each)
14. "Advanced Photography Techniques" Movie or Video tape
15. News photo with identifications and cutlines
16. Portfolio of 10 or more of your best photos (label each)
17. Portrait
18. Any Other (limited to 8 entries)

GENERAL CRAFTS

Entries will be judged on completeness, skills and workmanship.

DIVISION 215 - LEATHER CRAFT BY

JUNIOR MEMBERS (9 to 13 years old)

DIVISION 216 - LEATHER CRAFT BY

SENIOR MEMBERS (14 to 19 years old)

Class	Description
1.	Belts hand tooled and/or carved, includes filigree work
2.	Billfolds, and tooled and/or carved, complete with lacing
3.	Coin purses, key cases, etc.
4.	Camera cases, etc. (articles where leather has been formed)
5.	Halters and bridles, breast collars, etc.
6.	Leather covered articles (boxes, bases, cases, etc.)
7.	Braided articles
8.	Laced articles
9.	Purses, briefcases, saddle bags, gun scabbards
10.	Soft leather items, clothes, purses, etc.
11.	Any other article

DIVISION 218 - WOODWORKING UNIT I

All exhibits will be judged on evidence of skill involved, workmanship, completeness and functionalism.

Class	Description
1.	Bench vise
2.	Nest shelf
3.	Napkin or letter holder
4.	Tie rack or key holder
5.	Tool box
6.	Any other articles

DIVISION 219 - WOODWORKING UNIT II, III, IV

Class	Description
1.	Shoe-shine or tool box
2.	Pencil holder
3.	Birdhouse or feeder
4.	Cutting board
5.	Toy
6.	Any other articles
7.	Educational exhibit

DIVISION 220 - COMPUTER GENERATED GRAPHICS

Class	Description
1.	Woodworking drawings

2. Building drawings
3. Mechanical drawings
4. Computer art

DIVISION 221 - RELATED ARTS AND CRAFTS

Class	Description
1.	Ceramic article - slab technique by member
2.	Ceramic article - coil technique by member
3.	Ceramic article - mold poured by member
4.	Ceramic article - mold purchased by member
5.	Ceramic article - wheel by member
6.	Ceramic article - free form by member
7.	God's Eye
8.	String craft
9.	Tissue paper craft
10.	Waste basket
11.	Beadwork
12.	Dip and drape
13.	Paper mache article
14.	Plaster craft
15.	Tole painting
16.	Decoupage
17.	Fabric craft
18.	Metal craft
19.	Copper craft
20.	Wood craft
21.	Salt craft
22.	Glass etching craft
23.	Stained glass craft
24.	Natural craft
25.	Jewelry
26.	Bread dough craft
27.	Christmas decoration craft
28.	Other holiday decoration craft
29.	Cloth doll
30.	Any other doll
31.	Other craft projects not listed
32.	Flower arranging (dry)
33.	Flower arranging (silk)
34.	Flower arranging (fresh)
35.	Wreath
36.	Decorated T-Shirt (printed, etc)

DIVISION 222 - FINE ARTS

All entries must be the work of the exhibitor and classified truthfully as to conception. All pictures to be exhibited must be counted on a mat board or frame with hook for hanging.

Class	Description
1.	Oils and tempera original
2.	Oils and tempera copy (partial or entire)
3.	Watercolor, original
4.	Watercolor, copy (partial or entire)
5.	Pencil sketch, original
6.	Pencil sketch, copy (partial or entire)
7.	Charcoal, original

8. Charcoal copy (partial or entire)
9. Pen and ink, original
10. Pen and ink, copy (partial or entire)
11. Pastels, original
12. Pastels, copy (partial or entire)
13. Elective other than lots listed above
14. Calligraphy (any style)

INDUSTRIAL ARTS

Entries must be the original work of the 4-H exhibitor and must have been completed. On the exhibit indicate your 4-H age, number of years enrolled in the project.

DIVISION 225 - JUNIOR MEMBERS (9-13 years old)

DIVISION 226 - SENIOR MEMBERS (14-19 years old)

Class	Description
1.	Welding (indicate method of welding)
2.	Machining (indicate method of machining and blueprints)
3.	Plasma Cutter (may be wall hanging or 3D)
4.	Educational Display

FIBERCRAFTS

Fibercraft projects encompass the field of information and skills which utilize natural or man-made fibers. (Included in fibercraft are knitting, canvas embroidery, fabric embroidery, crocheting, macramé, fiber dyeing, textile printing, dyeing, weaving, etc.)

DIVISION 230 - FIBERCRAFTS BY

JUNIOR MEMBERS (9-13 years old)

DIVISION 231 - FIBERCRAFTS BY

SENIOR MEMBERS (14-19 years old)

Class	Description
1.	Project from Unit I & II, Learn to Knit
2.	Project from Unit III & IV, Learn to Knit
3.	Project from Unit V & VI, Learn to Knit
4.	Any other single item knitted by member
5.	Crewel embroidery (own design)
6.	Crewel embroidery (stamped design)
7.	Any other crewel embroidery article
8.	Embroidery article (own design)
9.	Embroidery article (stamped design)
10.	Any of embroidery article
11.	Count cross stitch
12.	Any other counted cross stitch article
13.	Needlepoint (Kit)
14.	Needlepoint (original)
15.	Stitchery (kit)
16.	Stitchery (original)
17.	Beginning macramé
18.	Beginning macramé-Any other item

19. Intermediate macramé-Any item using techniques learned in project
20. Advanced macramé-Any item using techniques learned in project
21. Needleweaving-1 article per lot
22. Fingerweaving-1 article per lot
23. Article, product of inkle loom
24. Article, off loom weaving
25. Article, product of table or frame loom
26. Article, coil technique
27. Article, twining technique
28. Woven basket
29. Crochet article (made with single crochet)
30. Crochet article (made with double crochet)
31. Crochet article (made with crochet pattern stitches)
32. Crochet article - any other article
33. Latch hook article (kit)
34. Latch hook article (original)
35. Felted Article
36. Spun Fiber (list method and fiber)

GEOLOGY

Particular emphasis will be put on proper labeling of all collection exhibits, which includes the proper name and type of specimen, date collected, locality where specimen was collected and who identified the specimen.

DIVISION 240 - UNIT I

Class	Description
1.	Collection of 4 examples from four rock units shown on county geological map. (County refers to county where members belong to 4-H). In-cluded with these four examples should be the three basic kinds of rocks: Igneous, Sedimentary, and Metamorphic.
2.	Rock & mineral collection. This includes rocks & minerals collected over & above those collected & exhibited in Lot 4.
3.	Educational exhibit The 4-H member can use his or her imagination but emphasis must be educational. Exhibit should show something or should raise a question related to geology. The size of exhibit should be kept as small as possible due to limited space.
4.	Rock & mineral collection, approximately 15 to 25 specimens. Label and display in a box approximately 18 x 24 inches in size. Include at least 2 examples of the three main classes of rocks; as well as some ores, crystals, and fossils.
5.	One other rock exhibit properly labeled. May be (a) an individual specimen, (b) standard thumb-nail box or (c) 2 to 5 rocks of one type in special display.
6.	Educational exhibit

AEROSPACE

Engines and igniter's are not permitted with the exhibit and constitute an immediate disqualification. The only exception

to this is the use of a “spent” engine as a permanently affixed structural component of a display base. Do not use engines that still contain propellant. Engine and recovery wadding will be provided.

For homemade rockets, plans (or a photograph) must be placed inside an envelope. This includes original design rockets. If a rocket kit has been modified structurally, notations need to be given indicating the changes made. For transportation purposes, please pack the rocket securely. Rockets will be placed inside display cases. Rocketeers will be loading their own rockets for the rocket launch. Rocketry Leader Jim Welch will provide wadding and igniters. Rocket prep will take place from 3pm-7pm on Friday March 22, 2019. Any rockets not prepped for Launch by 7pm will not be eligible for the launch.

You will have to provide your own engine.

1st year Rocketeers-A grade booster stage engines

2nd year Rocketeers-B grade booster stage engines

3rd year Rocketeers-C grade booster stage engines

Single stage rockets only, two stage will not be eligible for launch.

Register for the 4-H Rocket Contest scheduled on **Saturday, March 23, 2019** before **Monday, March 4, 2019**. Go to the 4-H [ShoWorks](#) Program online to sign up. Rockets will be released to the 4-H exhibitor on Saturday morning at 8:00am. Exhibitors will be responsible for transporting their rockets to and from the launch site.

All rockets MUST be returned to the 4-H Building for display immediately after the contest (as a whole rocket or parts of the rocket).

DIVISION 241 - ROCKETS OR RC PLANES BUILT BY

JR. MEMBERS (9-13 years old)

DIVISION 242 - ROCKETS OR RC PLANES BUILT BY

SENIOR MEMBERS (14 -19 years old)

Class	Description
1.	Kit rockets-light gliders
2.	Kit rockets-mini model rockets
3.	Kit rockets-standard models
4.	Homemade rockets (only Senior members with 3+ years of rocket building experience may enter).
5.	Remote control planes/Helicopters

MISCELLANEOUS & EDUCATIONAL EXHIBITS

This division has been created so that there is a place for exhibits of 4-H project work from new state project areas and in projects where there are small enrollments.

Educational Exhibits: In these exhibits the 4-H member can use

his or her imagination but the emphasis must be educational. The exhibit should show something or should raise a question related to the 4-H project and subject matter. Poster exhibits no larger than 22"x 28". Demonstration Posters will be accepted. Educational exhibits are highly encouraged.

DIVISION 250 –MISCELLANEOUS & EDUCATIONAL EXHIBITS

Class	Description
1.	Aerospace
2.	Archery
3.	Automotive
4.	Bicycle
5.	Citizenship
6.	Community improvement
7.	Commodity marketing
8.	Conservation
9.	Consumer education/buying
10.	Computer
11.	Dairy
12.	Dairy foods
13.	Guide dog
14.	Dog or pet
15.	Firearm safety
16.	Food conservation and safety
17.	Forestry
18.	Gardening/Nutrition
19.	Health
20.	Home environment
21.	Lapidary
22.	Large livestock
23.	Language
24.	Leadership
25.	Model cars
26.	Natural resources
27.	Public speaking
28.	Safety
29.	Science technology
30.	Small engines
31.	Tractor
32.	Tobacco Prevention
33.	Vet. science
34.	Small animal posters (Rabbit, Cavy, Poultry, Pigeon, Fowl or All Goats)
35.	Wildlife and Fisheries
36.	ATV
37.	Other project or activities not listed
38.	Robotics
39.	Creative Writing

DIVISION 251 - BUYER LETTER COMPETITION

Submit a photo copy of your buyer's letter for judging and display.

Class	Description
1.	Junior Member—PCJLC Buyer Letter

2. Senior Member—PCJLC Buyer Letter

GROUP EDUCATIONAL EXHIBITS

DIVISION 253 - GROUP EXHIBITS

Class Description

1. Club Booth (Register at 4-H Office)
2. Project group
3. Club banner
4. Promotional poster

GROWING WITH PLANTS

Members enrolled in gardening projects, such as horticulture, vegetable growing and plant science, are encouraged to exhibit in this division.

All plants must have been in the member's possession and growing in the container in which they are exhibited for at least 30 days.

DIVISION 260 - JUNIOR EXHIBITOR (9-13 years old)

DIVISION 261 - SENIOR EXHIBITOR (14-19 years old)

Class Description

1. House plant - A flowering house plant grown for its flowering beauty. Must be blooming.
2. House plant - A plant grown for its foliage and/ or its vine beauty.
3. House plant - Hanging variety
4. Succulents - should be clean
5. Cactus - should be clean
6. Dish garden - at least 3 plants; should be succulents or cactus (not mixed)
7. Dish garden - at least 3 plants; any other house plants
8. Terrarium-any size. Must be covered
9. Bottle garden

10. Scenic garden
11. Container gardening - vegetables, flowers, herbs, etc.
12. Vegetable garden exhibit - 5 on a plate - onions, carrots, radishes, turnips, etc.
13. Large vegetable -1 each on a plate - cauliflower, watermelon, head lettuce, squash, etc.
14. Fruits and other horticulture products - 5 on a plate - apples, nuts, etc.
15. Artistic arrangement - "Arizona Schools" Sports All fresh material. Accessories permitted.
16. Artistic arrangement - "Palo Verde" - All foliage material
17. Artistic arrangement - "Round up time" Cowboy influence - All dried material. Accessories permitted.
18. Ornamental gardening or home beautification poster- 22"x28" poster display of before and after pictures of area beautified.
19. Growing crops - Product samples such as 6 ears of corn, 1 quart barley seed, sheaf of barley, wheat or alfalfa, as sugar beet, etc.
20. Garden services or nursery stock production—22"x28" poster showing project progress in a forceful way.
21. Educational display - A 22"x28" poster or another neat, compact display depicting some phase of the learning that has taken place in your Growing with Plants project. Must specify project letter below:
 - a. Display of different soils
 - b. Feeding plants and fertilizer
 - c. Propagation methods
 - d. Seed collection
 - e. How to properly water plants
 - f. Roots and their functions
 - g. Plant family collection poster
 - h. Landscape design
 - i. Plant science
 - j. Others



2019 PINAL COUNTY FAIR~ 4-H SHOOTING SPORTS MATCHES

March 9th in Eloy (Big Shots Range) & March 22nd at Pinal County Fairgrounds

Entry and payment must be received to the 4-H Office by the dates below

February 22nd for the Eloy match and March 4th for the Fairgrounds match.

Questions, contact Rodney Shedd, Shooting Sports Coordinator at (520) 251-2024 or ratfarms@msn.com

Name: _____ Club: _____
Address: _____ City: _____ Zip Code: _____ Phone: _____
Email: _____ Date of Birth: ____/____/____ 4-H age: _____ (Your age on January 1, 2019)
_____ Sub Junior (9-11) _____ Junior (12-13) _____ Senior (14-18)

March 9th (Eloy)

_____ Shotgun \$15*
Archery \$5* _____ Compound (or) _____ Recurve
.22 Rifle \$5* _____ Scoped (or) _____ Unscoped

March 22nd (Pinal County Fairgrounds)

_____ Air Rifle \$5*
Spotters Full Name: _____
_____ Air Pistol \$5*

Spotters full Name: _____

*** Note: No ammunition is supplied. Athlete is responsible for ALL of their ammunition, pellets and arrows.**
\$25 total registration fee if participating in ALL matches (Shotgun, Small bore rifle, Archery, Air Rifle and Air Pistol)
Check-In begins at 8am for both dates with matches starting promptly at 8:30am

Registration Entry Fee submitted: \$ _____
(NO ON-SITE REGISTRATIONS ACCEPTED)

Paid: Cash / MO / Check #: _____ Date: _____ Received By: _____

Make checks payable to: **Pinal County 4-H** (All Fees are Non-Refundable)
Mail entry fee and form to: Pinal County 4-H, 820 East Cottonwood Lane, #C, Casa Grande, Arizona 85122

Project Leader

Because of the nature of shooting sports, the club's certified project leader has to sign off on every 4-H member (participant) who competes in the Arizona 4-H Shooting Sports Education Matches. By signing this form you agree that this 4-H member is in good standing with your club, is qualified to participate in this event and is qualified to use the equipment in a safe and responsible manner. This event is not a training class and you will not coach or allow other adult members of your club to coach this 4-H member during the competition, other than allowed by the rules. Coaching not allowed in the rules will result in the 4-H member being disqualified.

Club Shooting Sports Project Leader Signature

Date

Parent/ Participant

Bureau of Alcohol, Tobacco and Firearms (BATF) requires a signed permission slip with the 4-H member at all times if they are under 18 years old and come in contact with a pistol. By signing this form you are consenting to allow this 4-H member to possess a firearm (including pistol) while participating in the Arizona 4-H Shooting Education Matches as a part of Arizona State 4-H Youth Development. The person who signs this form must not be prohibited by federal, state or local law from possessing a firearm. "Participant" agrees to abide by all Rules and Regulations of the State of Arizona, and the 4-H Youth Development Shooting Sports Education Oversight Committee.

Participant Signature

Date

Parent/Guardian Signature

Date