

# Introduction to the 4-H Western Heritage Project

## 4-H Western Heritage Project



 Hands-on History



[www.ranksmercantile.com](http://www.ranksmercantile.com)





# 4-H Western Heritage Project:



- Western Action Shooting (50% of Score)
- Learning American History (25% of Score)
- Developing a Persona (25% of Score)



# Western Action Shooting:

- Period Dress 1860 - 1900
- Use Old West Style Sidearms, Rifles, and Shotguns
- Targets are Steel Plates at Various Distances
- Score is Determined by the Fastest Time
- There is a 5 Second Penalty Added to Your Time for Each Miss



## Junior Members – Rifle Only (9-11)



**Safety First**

## Intermediate and Senior Members (12-13 and 14-19)



## Older Members



# What You Need

## ➤ Western Outfit:

Minimum requirements are long pants, long sleeved shirt, boots (can be lace-up hunting boots to start), and period hat or no hat.

## ➤ Alias:








A persona name may be your own or one you create.

## ➤ Ear Protection

## ➤ Eye Protection

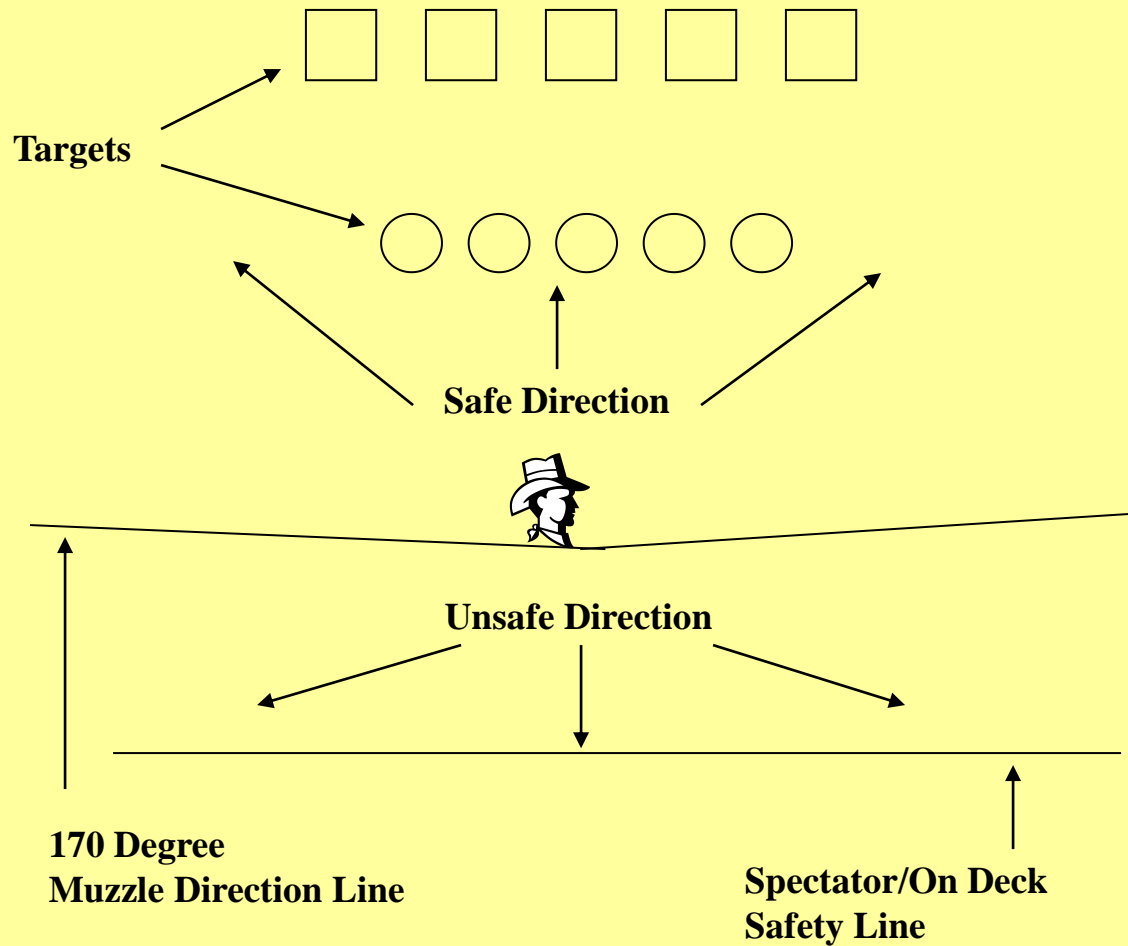


# Range Rules and Tips

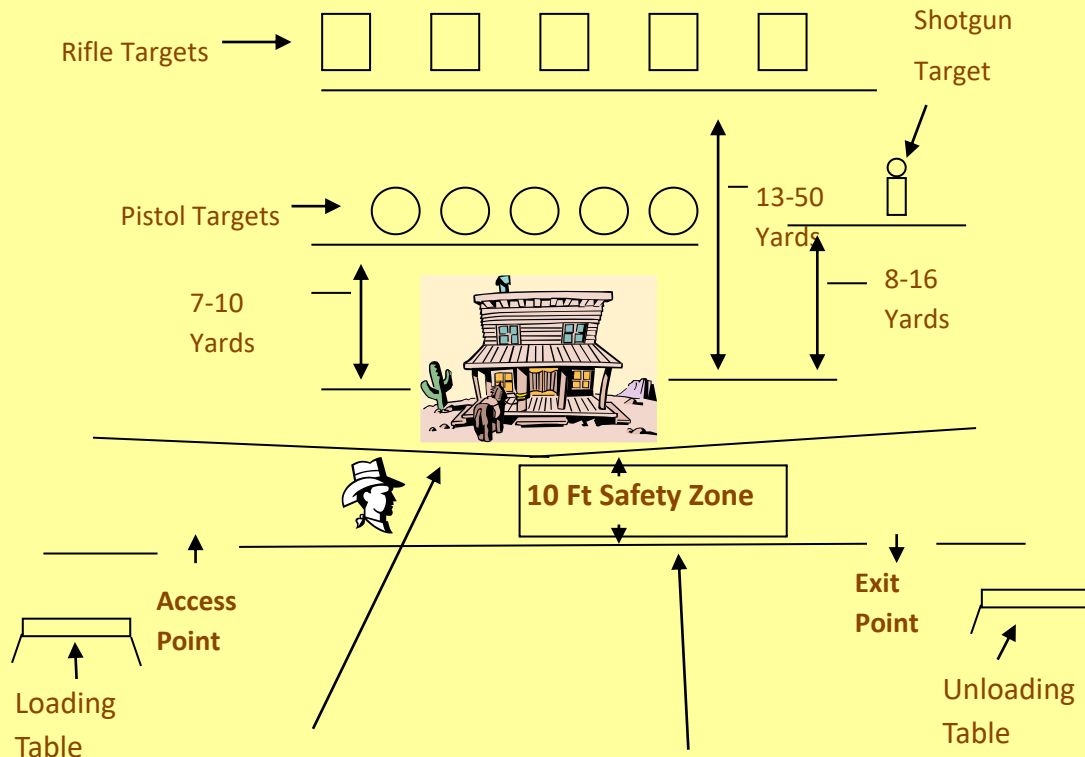
-  Lead Bullets Only – No Copper Jacketed Bullets
-  Old West Sidearm Calibers – can use .22s
-  Low Velocity Loads
-  Smokeless Powder Allowed
-  Black Powder Can Only Be Used Under the Supervision of a Black Powder Certified Instructor
-  Two Hand Pistol Grasp Only
-  Load and Unload at Designated Times and Places



# 170 Degree Safety Line



# Typical Target Placement



**170 Degree Muzzle Direction Line**

**Rope or Ribbon—No Spectators, Brass Pickers, or On Deck Shooters Beyond this Line Until Guns are Unloaded and Announced Safe**



# Loading Table

Eye and Ear Protection for everyone on the range.

Supervised at All Times

5 shots per revolver

Hammer down on an empty chamber





Close Rifle Action  
Hammer down on empty chamber

Supervised



## Loading the 1866 Winchester

Action Closed

Hammer Down on an Empty Chamber





Timer/Range Officer  
Follows Shooter

Gun Always Pointed Safely  
Down Range

No Chance of Turning  
Toward the Audience

Two Handed Grip on Gun

Gun is Empty when Re-  
staged





All Guns are Staged

No Sidearm is Drawn  
From a Holster

Shooters Do Not  
Change Position While  
Carrying a Firearm

Shooters Pick Up a  
Firearm, Shoot it Until  
Empty, and Then Lay it  
Back Down

Notice Position of Range Officer/Timer



Again, Notice the Position of the Range Officer/Timer





# Unloading Table

Spent Cartridges are Unloaded Under Supervision

Shooter Must Visibly Show the Inspector that the Firearms are Unloaded and Safe

Cylinders are Turned on Revolvers

Action is Worked on Rifles

Shotgun is Open and Empty



# Safe and Happy Kids



Montana 4-H Western Heritage Shooting  
Championship 2009

# Learning American History

## Study Guide and Safety Rules





# Learning American History

## Guest Speakers



Andrew Patrick Nelson



Mark Hall-Patton – Beard of Knowledge



# Learning American History

## Guest Speakers



Dr. Quintard Taylor  
Premier Historian on African  
American History in the West



He knew more about them than I did. We could not have planned a better moment for the talk. When he is 18, I would love for him to write for [BlackPast.org](https://www.blackpast.org/).



# Learning American History

## Guest Speakers



Pikuni Badgers 4-H Club

Blackfeet Reservation





# Persona Interviews






Participatory Living History  
Learning By Doing





# Questions



Robert Duvall is a Copycat