


**70 YEARS & STILL BRINGING CHEERS!**

**2025**  
**March 12-16**



UNIVERSITY OF ARIZONA  
PINAL COUNTY 4-H PROGRAM  
TO MAKE THE BEST BETTER

**4-H EXHIBITOR HANDBOOK**

# 70 YEARS & STILL BRINGING CHEERS!

<b>WELCOME LETTER</b> .....	3
<b>STAFF, LEADERS, AND VOLUNTEERS</b> .....	4
<b>GENERAL RULES</b> .....	5
<b>SCHEDULE OF EVENTS</b> .....	7
<b>4-H DOG PROJECT</b> .....	8
<b>4-H BUILDING EXHIBITS</b> .....	10
Aerospace.....	10
Cake Decorating & Confections.....	10
Cloverbuds.....	11
Electric.....	11
Entomology.....	11
Family Relations & Human Dev.....	12
Fibrecrafts.....	13
Food Preparation.....	13
General Crafts.....	15
Geology.....	16
Group Educational Exhibits.....	16
Growing Plants.....	16
Home Environment.....	16
Industrial Arts.....	17
Miscellaneous & Educational Exhibits.....	17
Photography.....	18
Quilting.....	19
Sewing.....	20
<b>4-H CONTEST &amp; EVENTS</b> .....	22
Public Speaking, Demonstration, Creed.....	23
Quiz Bowl.....	23
Public Speaking, Demonstration, Creed.....	23
LIVE Cake Decorating Contest.....	24
LIVE Chopped Contest.....	24
STEM Lego Challenge.....	24
LIVE Trash to Treasure Contest.....	25
Fashion Revue.....	25
Saturday STEAM Spectacular.....	26
Shooting Sports Poster Competition.....	27
<b>4-H PROMOTIONAL FLYERS</b> .....	28
<b>EXAMPLE INDEX CARDS</b> .....	40
<b>4-H CAMP PROMOTIONAL FLYER</b> .....	41



THE UNIVERSITY OF ARIZONA

Cooperative Extension

Pinal County

820 East Cottonwood Lane, #C, Casa Grande, AZ 85122

(520) 836-5221, office / (520) 836-1750, fax

<http://extension.arizona.edu/pinal>



## Welcome to our 2024-25 Pinal County 4-H Fair!

The Pinal County Cooperative Extension staff would like to extend a warm county fair welcome to our 4-H exhibitors and families. We hope you find the fair to be an excellent educational opportunity for growing and sharing as you participate in our many activities during the week of fair.

We would like to send special thanks to our 4-H Committee Members, Superintendents, Project Directors, Contest Coordinators, Certified Volunteers, Parents and Youth Members who contribute time and collaborative efforts toward a rewarding and successful Pinal County Fair experience. Your kind assistance and numerous hours of dedicated service provide 4-H youth with memorable opportunities that last a lifetime. **THANK YOU** for all you do for the 4-H youth of Pinal County!

We hope your 4-H club will share what you do during the 4-H year by **reserving a club booth space (Bldg. 2)**. Each community club can reserve ONE club booth space before **March 1<sup>st</sup>**. You may set up your club booth on Saturday, March 8<sup>th</sup> if you help set up for the Pinal County 4-H Fair section that day or club booth set up is Monday, March 10<sup>th</sup>. Space is approximately 8'x8', you can use banners, signs, educational displays, and more to show the visiting public what your club loves about 4-H. Each booth will be judged, and awards will be placed in the booth itself. We hope all 4-H clubs will want to be a part of it!

See you at the fair!

Sincerely,

Esther Turner

Associate Agent—4-H Youth Development Program



**GREETA MILLS**  
Acting Extension  
Director



**ESTHER TURNER**  
Associate Agent  
4-H YD Program



**MARIA MELENDEZ**  
Administrative  
Assistant



**CINDA WILLITTES**  
Community Outreach  
Coordinator



**JENNIE TREADWAY**  
Building Exhibits  
Superintendent



**JANAE KEMERY**  
Building  
Assistant



**ERIK SCHROEDER**  
Aerospace/ Shooting  
Sports  
Superintendent



**GINA KRAUS**  
Dog  
Superintendent



**AURORA PETERS**  
AmeriCorps Member



**JULIANNA REIMER**  
AmeriCorps Member



# Pinal County 4-H Division

The purpose of the 4-H Program is to provide members in good standing an opportunity to exhibit and participate in a wide variety of 4-H contests and shows. All information necessary to exhibit in the 4-H portion of the Pinal County Fair is contained in this exhibitor handbook. All 4-H entries will be entered online at: <https://pinal4.fairwire.com>.

## WHY TAKE THE TIME TO EXHIBIT AT FAIRS?

- Fairs give 4-H members a chance to showcase their project and life skills, promoting learning and involvement through public recognition.
- Members highlight diverse 4-H areas like STEM, Animal Science, Civic Engagement, the Arts, and Healthy Living, reflecting topics youth are passionate about.
- Members gain valuable life skills such as time management, teamwork, communication, and confidence.
- Fairs provide a platform for members, leaders, parents, and community partners to share their talents and skills.

## DEFINITION OF A 4-H MEMBER

4-H is open to all youth between the ages 5-18, regardless of race, color, national origin, gender, religion, age, disability, sexual orientation, political beliefs, and marital or family status as determined by the following eligibility age criteria.

4-H age is determined by the age of a member at 11:59pm, December 31<sup>st</sup> of the current 4-H year.

- 4-H Cloverbuds (age 5-7)  
Youth must be five years old on or before December 31 of the current 4-H year to enroll.
- 4-H Juniors (age 8-10):  
Youth in this range may enroll in the projects, events, and activities open to junior members.
- 4-H Intermediates (age 11-13):  
Youth in this range may enroll in the projects, events, and activities open to intermediate members.
- 4-H Seniors (age 14-18):  
Youth in this range may enroll in the projects, events, and activities open to senior members.  
Youth cannot have passed their nineteenth birthday on December 31<sup>st</sup> of the current 4-H year.

## ENTRY INSTRUCTIONS

The DEADLINE for 4-H members to enter their building exhibits for Fair is **March 1, 2025**. All 4-H entries can be found at ShoWorks <https://pinal4.fairwire.com> until midnight on **March 1, 2025**. 4-H members or family members who wish to enter the OPEN (non-4-H) portion of the Fair must contact the Pinal Fairgrounds Office. **4-H Members please make sure you have printed your building tags through ShoWorks for each entry. No tags will be printed at the Pinal County 4-H Office.**

The 4-H exhibitor must be enrolled and enrollment fee paid with the Pinal County 4-H Office or online at <https://4h.zsuite.org/> no later than **March 1<sup>st</sup>** of the current program year.

Exhibits MUST follow the **Exhibit Requirements** listed under each project, **read carefully**, if you have questions please call the 4-H Office. Projects that do not follow proper qualifications may be tagged "for exhibit only" and not judged. The decisions of the judge(s) are final.

**All exhibits entered should have a minimum of an index card; explaining why they chose the project, how many years they have participated in the project, what they learned, and how they made the project.**

**\*Examples of index cards can be found at the back of this book, page 40, a link is provided for you to use.**

# Pinal County 4-H Division

---

## **RECEIVING, JUDGING AND RELEASING EXHIBITS**

The Pinal County 4-H office, staff, and leaders are not responsible for the loss, damage, or theft of exhibits. Identification tags (claim checks) will not be mailed to the exhibitor. **Exhibitors submitting entries must print tags for their items and attach them securely. All exhibits must be tagged at home. No tags will be made at check-in.** Leaders or volunteers bringing entries for others in their group should make sure exhibit tags are attached to each entry stating the 4-H member's name, division, and class number. Exhibitors or designated 4-H leaders are responsible for having Superintendent's approval before removing exhibits from the fairgrounds.

## **DANISH SYSTEM:**

The Danish system of judging will be used: Purple (Outstanding Quality), Blue (1<sup>st</sup> Place), Red (2<sup>nd</sup> Place), White (3<sup>rd</sup> Place), and Rainbow (Cloverbuds).

## **RECEIVING DATES:**

Nonperishable building exhibits will be accepted **March 10, 2025, from 9:00a.m-6:00p.m.** in **Bldg. 2**. The **ONLY EXCEPTION** will be perishable food entries taken **March 11, 2025, from 8:00-9:00a.m.**

## **JUDGING:**

**March 11, 2025, beginning at 9:00a.m.** No entries will be received once judging has begun! Judging each project will include a section on the rubric for the information provided on these cards from the 4-H member.

## **RELEASE DATE:**

Exhibits will not be released until **March 16<sup>th</sup> from 1:00-2:00p.m.** Exhibitors who remove items without the 4-H Superintendents permission prior to the release time will be excluded from showing in next year's fair. No exceptions!



# Pinal County 4-H

# Schedule of Events

## SATURDAY, MARCH 8, 2025

8:00 a.m. - 12:00 p.m. .... 4-H Club Booth Set-Up (Building 2)  
8:00 a.m. - 12:00 p.m. .... Fair Clean Up (Building 2)

## MONDAY, MARCH 10, 2025

9:00 a.m. - 1:00 p.m. .... 4-H Club Booth Set-Up (Building 2)  
9:00 a.m. - 6:00 p.m. .... Receiving Nonperishable 4-H Building Exhibits (Building 2)

## TUESDAY, MARCH 11, 2025

8:00 a.m. - 9:00 a.m. .... Receiving Food 4-H Exhibits ONLY (Building 2)  
9:00 a.m. .... 4-H Building Exhibits Judging (Building 2)  
9:00 a.m. .... 4-H Dog Show (Grass Area)

## WEDNESDAY, MARCH 12, 2025

2:00 p.m. .... 4-H Exhibits Open (Building 2)  
2:30 p.m. .... 4-H Public Speaking, Demonstration & Creed Contests (Building 2)  
5:00 p.m. .... 4-H Quiz Bowl (Building 2)

## THURSDAY, MARCH 13, 2025

8:00 a.m. .... 4-H Faul Breakfast (Building 2)  
1:00 p.m. .... LIVE 4-H Cake Decorating Contest (Building 2)  
4:30 p.m. .... LIVE 4-H Chopped Contest (Building 2)

## FRIDAY, MARCH 14, 2025

2:00 p.m. .... STEM Lego Challenge (Building 2)  
4:00 p.m. .... Trash to Treasure (Building 2)  
6:00 p.m. .... 4-H Fashion Revue (Building 2)

## SATURDAY, MARCH 15, 2025

11:00 a.m. .... STEM Racer Challenge (Building 2)  
Kick Off STEAM Saturday  
11:00 a.m. - 5:00pm .... STEAM Saturday every hour (Building 2)

## SUNDAY, MARCH 16, 2025

1:00 p.m. - 2:00 p.m. .... Release of 4-H Building Exhibits (Building 2)

## MONDAY, MARCH 17, 2025

9:00 a.m. - 11:00 a.m. .... Release of 4-H Building Exhibits (Building 2)

## CHALLENGE WHILE 4-H BUILDING IS OPEN

Wednesday—Saturday .... Scavenger Hunt Challenge (Building 2)

# 4-H Dog Project

The exhibitor must be enrolled and enrollment fee paid at <https://4h.zsuite.org/> no later than March 1<sup>st</sup> of the current program year.

Enrollment of members received or postmarked after this date will result in the member not being able to exhibit in the current year's Pinal County 4-H Fair.

**Entry deadline is March 1, 2025.** Entries will only be accepted online by midnight using the [ShoWorks](#) Program at <https://pinal4.fairwire.com>.

## **JUDGING**

4-H judges will be selected by the 4-H Superintendent. Judges' information will be made available prior to the fair. It is expressly prohibited for any exhibitor, exhibitor's parents, or anyone acting on behalf of the exhibitor to have any direct contact with a judge after the announcement and prior to the arrival at fair. Violators of this rule may be subject to removal from fair. If the classes have low entries the classes will be combined as the 4-H Superintendent deems appropriate. Where there is no competition, judges may award one ribbon, or no ribbon according to merit. Judges' decisions are final.

## **AWARDS**

Danish System (see page 6) will be used, which is based on exhibiting a quality project as determined by the judge.

## **DOG DEPARTMENT**

**4-H Project Superintendent**  
**GINA KRAUS**

A **leased** dog may be shown by a 4-H member at County dog shows, if **leased** for the duration of the current year. In the case of a leased dog, the project member must submit a letter through the project leader to the 4-H Office with a description of the dog and a copy of the lease.



## **DOG**

### **PROJECT RULES**

1. The deadline for ownership of a dog to be used in a 4-H dog show should not be less than 12 weeks before any dog show. In the event the exhibitor's dog dies during the 4-H year, he/she will be allowed to obtain a substitute dog with the approval of the 4-H office.
2. A dog in a 4-H dog show must be trained by the exhibitor.
3. Females in heat may be shown in showmanship only (must be marked) provided the club sponsoring the show allows this, there's a separate ring for obedience.
4. ONLY dogs entered in the show are allowed. Unruly or disruptive dogs not entered in the 4-H show will be asked to leave the show grounds as described by the show chairman. One dog/handler will be allowed in showmanship.
5. The judge will excuse, from competition, any exhibitor who abuses his/her dog on the show grounds (example: kicking, striking, or excessive corrections). If an exhibitor abuses a dog on the show grounds, awards that have been won in a previous class will be forfeited and the exhibitor disqualified from further competition in the show.
6. Obedience classes will be judged by American Kennel Club (AKC) standards.
7. Showmanship classes will be judged by the AKC junior showmanship standards, exception of attire. 4-H attire is required.
8. All dogs must be brought to the show grounds on a leash and training collar. Spike, prong, pinch, shock, electronic collars, or chain leashes will not be permitted.
9. Sick or diseased dogs will not be brought to show grounds.
10. Dogs entering the show must have paperwork showing they have current, effective rabies inoculation and D.H.L. (Distemper, Parvo, Hepatitis, Leptospirosis) shots.
11. Exhibitors who have won an AKC title with his/her dog may not compete in the same class the title was won.
12. It is recommended that the exhibitor be responsible for protecting their project dog by:
  - a. Never leave the dog with a choke chain collar on.
  - b. Safe confinement.
  - c. Provide proper food, water, shelter, and grooming at all times.
14. Clean up after dog. Always use "poop bags" ..

### **CONTESTS**

Please enter the dog contests and shows through the ShoWorks online entry program <https://pinal4.fairwire.com>.



## DIVISION 145 - OBEDIENCE

### Class Description

1. 4-H 1<sup>st</sup> year in Project
2. 4-H 2-3 years in Project
3. 4-H 4+ years in Project

### Dog Obedience Rules

- Classes will be divided according to the Exhibitor's and dog's number of years in obedience training and showing.
- Classes will be determined by the number of entries according to the level of both the Exhibitor's and dog's experience in obedience and showing. Sub classes may be added as necessary to divide the class.
- Exhibitors must be in complete 4-H uniform to compete in obedience.
- Each exhibitor is responsible for always keeping his/her animal under control.
- Exercises will be in accordance with AKC regulations, except Novice/1<sup>st</sup> year, which will be modified with no off-lead heeling and group sits and down will be on lead.
- Any further instruction will be given at judging.

## DIVISION 146 - SHOWMANSHIP

### Class Description

1. 4-H Junior (Ages 8-10) Must be 8 years old on or before December 31, 2024.
2. 4-H Intermediate (Age 11-13) Must be 11 years old on or before December 31, 2024.
3. 4-H Senior (Age 14-18) Must be 14 years old on or before December 31, 2024.

### Showmanship Rules

- Each exhibitor will be judged individually by the judge.
- Exhibitors must be in complete 4-H uniform to compete in showmanship.
- Each exhibitor is responsible for always keeping his/her animal under control. Bait is allowed. Show leads are recommended.
- Each exhibitor will be required to go through the standard showmanship procedure individually as instructed by the judge.
- Exhibitors are responsible for grooming. If help is needed, they should enlist the help of other 4-H members.

## DIVISION 147 - AGILITY

### Class Description

1. 4-H 1<sup>st</sup> year in Project
2. 4-H 2-3 years in Project
3. 4-H 4+ years in Project

### Dog Agility Rules

- Scoring will be time plus faults.
- Any dog refusing an obstacle for the third time will be asked by the judge to go to the next obstacle.
- All obstacles will have clearly designated starts and finishes.
- Encouragement is permitted.
- This is an off-leash event.

Bring with you a filled out 4-H Dog Identification Certificate form to the dog contest check in:

<https://extension.arizona.edu/events/pinal-county-4-h-fair>



# 4-H Building Exhibits

## BUILDING EXHIBITS DEPARTMENT

4-H Building Exhibits Superintendent

JENNIE TREADWAY

Enter your exhibits online at [ShoWorks](#). Deadline is **March 1, 2025! 4-H Members will be limited to submitting ten (10) items in each Division. Select your best work!** 4-H Members please make sure you have printed your building tags through ShoWorks for each entry. **No tags will be printed at the Pinal County 4-H Office or at the fair.**

**RECEIVING DATES:** Nonperishable building exhibits will be accepted **March 10, 2025, from 9:00a.m-2:00p.m.** in **Bldg. 2**. The **ONLY EXCEPTION** will be perishable food entries taken **March 11, 2025, from 8:00-9:00a.m.**

**All exhibits entered should have a minimum of an index card\* explaining why they chose the project, how many years they have participated in the project, what they learned, and how they made the project.**

**JUDGING: March 11, 2025, beginning at 9:00a.m.** No entries will be received once judging has begun!

**RELEASE:** Exhibits will not be released until **March 16<sup>th</sup>** from **1:00-2:00p.m.** Exhibitors who remove items without the 4-H Superintendent permission prior to the release time will be excluded from showing at next year's fair. No exceptions!

**LOSS OR DAMAGE:** Pinal County 4-H will not be responsible for loss or damage; however, all possible precautions will be taken to ensure safety.

**AWARDS:** Exhibits in this Department are judged using the Danish system. Special awards may be awarded.

**EXCELLENCY AWARDS:** Champion and Reserve Excellency Awards will be awarded to outstanding Junior and Senior exhibitors based on overall excellence according to the following criteria. The 4-H member must exhibit in at least two different project areas in the 4-H Building; must receive at least two blue ribbons (each from a different project area) and one must have earned a purple rosette and have a minimum of 50 points. The awards will be determined by a total point system:

- Purple = 6
- Blue = 3
- Red = 2
- White = 1

## AEROSPACE

Engines and igniter's are not permitted with the exhibit and constitute an immediate disqualification. The only exception to this is the use of a "spent" engine as a permanently affixed structural component of a display base. Do not use engines that still contain propellant. Engine and recovery wadding will be provided.

**DIVISION 241 - ROCKETS/RC PLANES JR MEMBERS (8-13)**

**DIVISION 242 - ROCKETS/RC PLANES SR MEMBERS (14 -18)**

Class Description

1. Kit rockets-light gliders
2. Kit rockets-mini model rockets
3. Kit rockets-standard models
4. Homemade rockets (only Senior members with 3+ years of rocket building experience may enter).
5. Remote control planes/Helicopters

## CAKE DECORATING & CONFECTIONS

Dummy cakes may be used. List all prepared food/frosting ingredients on an index card. The curriculum can be found at [www.uwyo.edu/4-h/projects/expressive-arts/cake-decorating.html](http://www.uwyo.edu/4-h/projects/expressive-arts/cake-decorating.html)

**DIVISION 150 - CAKE DECORATING LEVEL I**

Class Description

1. Educational display
2. Decorated cake using techniques learned in this unit
3. Cut-up cake or cupcakes
4. Cake or exhibit using sugar molds
5. Cake mold: must have a portion of smooth icing and more than one technique used in this unit
6. Any other decorated cake

**DIVISION 151 - CAKE DECORATING LEVEL II**

Class Description

1. Educational display
2. Decorated cake using techniques learned in this unit
3. Cut-up cake or cupcakes
4. Any decorated item using techniques learned in this unit
5. Decorated mold: must have a portion of smooth icing and more than one technique learned in this unit
6. Any other decorated cake

**DIVISION 152 - CAKE DECORATING LEVEL III**

Class Description

1. Educational display
2. Decorated, stacked and/or tiered cake using techniques learned in this unit
3. Cut-up cake using techniques learned in this unit

4. Any decorated item using techniques learned in this unit
5. Decorated mold: must have a portion of smooth icing and more than one technique learned in this unit
6. Any other decorated cake

**DIVISION 153 - CAKE DECORATING LEVEL IV**

Class	Description
1.	A brief written description of project including goals, plans, accomplishments, and evaluation of results. If an item was made as part of a project, include that.
2.	Decorated cake using more than five techniques (original design)

**DIVISION 154 - CANDY MAKING**

Class	Description
1.	Fudge
2.	Hard Candy
3.	Molded
4.	Any Other

**DIVISION 155 - DECORATED CONFECTIONS**

Class	Description
1.	Decorated Cookies
2.	Gingerbread House
3.	Sugar Mold
4.	Any Other

**CLOVERBUDS**

4-H Cloverbuds are youth ages 5 - 7 as of January 1<sup>st</sup> of the current year who are enrolled in the 4-H Cloverbuds Project online. The purpose of the exhibits are to display articles and/or posters that show what has been learned while enrolled in the program.

This division is non-competitive. Participation ribbons only will be awarded. Live animals are not permitted for exhibit in this division. Posters are not to exceed 23"x 28".

**DIVISION 275 - Cloverbuds (5 to 7 years old)**

Class	Description
1.	Animal, literature, poster (no live animals)
2.	Food and nutrition
3.	Health and safety
4.	Nature and gardening
5.	Our community
6.	Recreation
7.	Science
8.	Sewing and creative arts
9.	Creative arts
10.	Recycled recyclables
11.	The environment
12.	Insects
13.	My family

14. Group exhibit
15. Other Cloverbuds project not listed

**ELECTRIC**

All exhibits must be items completed during the current club year. The judge with the concurrence of the superintendent reserves the right to switch unusual entries from a specific lot.

**DIVISION 180- JUNIOR UNITS (8-13 years old)**

**DIVISION 181- SENIOR & SPECIAL STUDIES (14-18 years old)**

Use the following classes & descriptions for classes 180-182.

Class	Description
1.	Lighting - 4-H members may enter table, TV, study or work lamps, lamp bulb displays, outdoor lighting exhibits or any other lighting exhibits
2.	Tools - 4-H members may enter tool box, chest, apron, belt board or any other tool holder or carrying article
3.	Test equipment or instruments - 4-H members may enter test lamp, continuity tester, voltmeter, ammeter or other testing equipment or instruments
4.	Magnetism and motors - 4-H members may enter door bells, buzzers, electric motor projects or any other article featuring magnetism
5.	Wiring, splicing, switching and controls - 4-H members may enter switch demonstration panels, switch, wire, fuse, or splice displays, and toys and games featuring wiring and switching applications (no extension cords)
6.	Electronics and communications - 4-H members may exhibit random flashing devices, radio, telephone, telegraph, intercom, phono, amplifier, etc.
7.	Miscellaneous - electrical safety devices, special study projects and other articles featuring electrical application not covered in lots.

**ENTOMOLOGY**

**DIVISION 190 - MOUNTED INSECT COLLECTION**

Exhibits in this division will be judged on correctness of identification, labeling and mounting according to 4-H curriculum. All cases should be securely fastened and glass cleaned inside and out.

Class	Description
1.	Collections by first year 4-H members - consisting of 25 or more different insects collected during the immediate past 4-H year.
2.	Collections by second year 4-H members - consisting of 50 or more different insects. Of these 50, at least 25 must have been collected during the immediate past 4-H year.
3.	Collections by third year 4-H members - consisting of 100 or more different insect species. Of these 100, at least 50 must have been collected during the immediate past 4-H year.
4.	Collections by fourth year 4-H members - consisting of 175 or

more different insect species. Of these 175, at least 75 must have been collected during the immediate past 4-H year.

5. Special interest specimens, a well displayed and labeled unusual collection of specimen collected during the immediate past 4-H year.

#### **DIVISION 191 - EDUCATIONAL EXHIBIT**

##### Class Description

1. An exhibit of the life stages of 3 or more insects belonging to different orders.
2. An educational exhibit consisting of a display, special collection or poster providing educational information.

#### **DIVISION 192 - BEEKEEPING**

##### Class Description

1. Extracted honey (two 1-lb. jars) each, home packed, labeled as to source, such as, alfalfa, cat claw, citrus, cotton, etc.
2. Comb honey, any flavor, wrapped in cellophane or other transparent material
3. Educational exhibit

#### **FAMILY RELATIONS & HUMAN DEV.**

All entries should be easy to use, durable, safe and attractive. Used items are appropriate, unsanitary items are not! Attach a 3" x 5" index card to each entry (except educational exhibits) stating the item, what age group it could be used with and how it relates to project learning.

#### **DIVISION 170 - CHILD CARE LEVELS I-III**

##### Class Description

1. Sitter's Kit-Year 1
2. Sitter's Kit-Year 2
3. 4-H Member reference book of educational ideas, clippings and pamphlets
4. Two original storybooks based on project criteria and suggestions
5. Two puppets made by 4-H members. Puppets must be from a story or nursery rhyme
6. Original handmade toy or play idea. Idea must be original or adoptive of another idea
7. Educational exhibit. Topic must focus on Safety, Play, Stories or a combination of the three

#### **DIVISION 171 - CHILD CARE INTERMEDIATE LEVEL**

##### Class Description

1. Sitter's Journal/Scrapbook (minimum 5 jobs)
2. Daily outline for summer sitting job (minimum 5 days, 6 hours per day)
3. Original child's book (minimum 10 pages)
4. Report of volunteer service caring for children (minimum 30 hours); include jobs done, sample schedule, problems, what you have learned, other pertinent material.
5. Education exhibit related to project learning such as selection of toys, safety of toys, how to handle a difficult

situation, etc.

6. Educational exhibit related to project

#### **DIVISION 172 - LIFE ENRICHMENT**

JUNIOR EXHIBITOR (8 to 10 years old)

#### **DIVISION 173 - LIFE ENRICHMENT**

INTERMEDIATE EXHIBITOR (11 to 13 years old)

#### **DIVISION 174 - LIFE ENRICHMENT**

SENIOR EXHIBITOR (14 to 18 years old)

##### Class Description

1. Social Recreation/Education Poster not over 23"x28"
  - a. Square or clog dancing
  - b. Musical folk dancing
  - c. Club meeting recreation
  - d. Song leadership
  - e. Other
2. Educational exhibit on any one of the topics for an Educational Poster on Social Recreation.
3. Expressive Arts - Education Poster (23"x28") on any expressive art including dance, drama, music, photography, writing, cinematography, architecture, environmental design or visual arts.
4. Educational exhibit on any Expressive Art Exhibits - see Division I General Crafts - for class numbers.
5. Any other Expressive Art Exhibit not listed in the Arts and Crafts Department.
6. Cultural Heritage-Family History
7. Ethnic Background Research exhibit
8. Family Tree Exhibit
9. Journal
10. Poster (23"x28") or Booklet describing: butter making, weaving, hide tanning, soap making, log cabin building, or other plain-living art as told and described in person or through books to the 4-H member, by one who has practiced these arts.
11. Exhibit a miniature wagon, butter churn, log cabin, ox cart or other early living tool used by our ancestors built to a certain scale by the 4-H member.
12. Exhibit the product of the 4-H member trying his or her hand at a plain-living art such as (soap) soap making, (hide) hide tanning, (butter) butter making, (fruit leather) fruit drying (jerky) meat drying, etc.
13. Educational exhibit on any of Class 12 entries.
14. Outdoor Education/Recreation Educational Poster not over (23"x28") on camping, fishing, hunting, canoeing or tube floating, backpacking, archery, or other out-of-doors life enrichment activities.
15. Outdoor Education/Recreation exhibit on camping, fishing, hunting, canoeing or tube floating, backpacking, hiking, archery, or other out-of-doors life enrichment activities.
16. Educational exhibit on any Class 15 entries.
17. Sports, exercise and physical activities Educational Poster

- (23"x28") on bicycling, hiking, jogging, running, etc. or on comparing the benefits of one over the other.
18. Hobbies-any collection (limit of four entries) of stamps, coins antiques, match covers pictures, pottery, glassware, rocks and minerals, gems, autographs, etc.
  19. Any other hobby exhibit not listed in other divisions or departments
  20. Service - Educational Poster (23"x28") on Volunteer Service - How To Do It: value to the volunteer, value to society, etc.
  21. Educational Poster (23"x28") describing a service project & the results accomplished.

## **FIBERCRAFTS**

Fibercraft projects encompass the field of information and skills which utilize natural or man-made fibers. (Included in fibercraft are knitting, canvas embroidery, fabric embroidery, crocheting, macramé, fiber dyeing, textile printing, dyeing, weaving, etc.)

**DIVISION 230 - JUNIOR MEMBERS** (8-13 years old)

**DIVISION 231 - SENIOR MEMBERS** (14-18 years old)

Class	Description
-------	-------------

1. Any single item knitted by member
2. Crewel embroidery (own design)
3. Crewel embroidery (stamped design)
4. Any other crewel embroidery article
5. Embroidery article (own design)
6. Embroidery article (stamped design)
7. Embroidery article
8. Counted cross stitch
9. Needlepoint (Kit)
10. Needlepoint (original)
11. Stitchery (kit)
12. Stitchery (original)
13. Beginning macramé
14. Intermediate macramé-Item using techniques learned
15. Advanced macramé-Item using techniques learned
16. Needleweaving-1 article per lot
17. Fingerweaving-1 article per lot
18. Article, product of inkle loom
19. Article, off loom weaving
20. Article, product of table or frame loom
21. Article, coil technique
22. Article, twining technique
23. Woven basket
24. Crochet article (made with single crochet)
25. Crochet article (made with double crochet)
26. Crochet article (made with crochet pattern stitches)
27. Crochet article - any other article
28. Latch hook article (kit)
29. Latch hook article (original)
30. Felted Article
31. Spun Fiber (list method and fiber)

## **FOOD PREPARATION**

### **QUALITY OF FOOD EXHIBITS**

Food item entered should be of high quality standards and attractively prepared. The judges can disqualify any product in this division that does not reach 4-H food standards. Any product not meeting specifications will be tagged for "exhibit only". All entries should be on or in a disposable container, or wrapped in plastic. Cakes and breads should be left whole.

Submit 4-6 uncut cookies, brownies, muffins, and rolls. Foods exhibited must not contain perishable fillings or toppings such as: creams, eggs, custards, meat, vegetables, fresh fruit, etc. Foods requiring refrigeration will not be accepted. All prepared food/frosting must have ingredients listed.

### **ENTRY INFORMATION**

**Attach to each food entry a index card\* stating the name of the product and it's ingredients. Also state why you chose this recipe and any new techniques you used to prepare it.**

### **DIVISION 135 - FIRST YEAR/FOOD PREPARATION**

Class	Description
-------	-------------

1. Cookies: no-bake, drop or bar
2. Drop biscuits
3. Muffins or quick bread
4. Other item
5. Educational exhibit

### **DIVISION 136 - SECOND YEAR/FOOD PREPARATION**

Class	Description
-------	-------------

1. Cookies: no-bake, drop or bar
2. Biscuits: drop or rolled
3. Quick coffee cake
4. Other item
5. Educational exhibit

### **DIVISION 137 - THIRD YEAR/FOOD PREPARATION**

Class	Description
-------	-------------

1. Cookies: bar, rolled or pressed
2. Breadsticks or soft pretzels
3. Cake: roll or sheet
4. Other item
5. Educational exhibit

### **DIVISION 138 - FOURTH YEAR/FOOD PREPARATION**

Class	Description
-------	-------------

1. Cookies: pressed or molded
2. Dinner or cinnamon rolls
3. Cake: layered and frosted
4. Other item
5. Educational exhibit

## DIVISION 139 - FIFTH YEAR AND PLUS/FOOD PREPARATION

### Class Description

1. Cookies: specialty
2. Yeast bread
3. Pastry item
4. Other item
5. Educational exhibit

## DIVISION 140 - FOOD PRESERVATION

**All entries additionally to index card\* must be labeled with date preserved and method used. Two (2) jars required, one (1) for judging and the other for display (will be returned to member).**

### Class Description

1. Canned fruit
2. Canned vegetables
3. Canned meat
4. Dried fruit or fruit leather
5. Dried meat
6. Jams, jellies or preserves (type)
7. Pickles or relish (type)
8. Other

## DIVISION 141 - MICROWAVE CONNECTIONS

### Class Description

1. Any items baked from scratch
2. Any items baked from purchased mix
3. Any items dried
4. Group entry - an entry made by 2 or more 4-H members, list participants on 3" x 5" card accompanying exhibit
5. Any other item
6. Nutritional/education exhibit

## DIVISION 142 - INTERNATIONAL FOODS

The International Foods category is designed for youth who are interested in other cultures and customs. 4-H members may enter NONPERISHABLE or PERISHABLE food items or an educational exhibit which represents the richness of a country and its culture. Recipes ARE NOT required to come from project materials.

### **On the first index card write:**

- a. A description of the country of origin for the food you prepared.
- b. Describe the occasion when the food item would be served.
- c. Using the MY Plate guidelines, include nutritional information of the food item entered.
- d. On the back side of the card include a traditional menu in which the food item you are entering would be served.

**On the second index card write** the directions for preparing the food item entered. Provide only 3 servings of your entry item.

### Class Description

1. Food item - Beginning Level (1<sup>st</sup> - 3<sup>rd</sup> year)
2. Educational exhibit - Beginning Level (1<sup>st</sup> - 3<sup>rd</sup> year)
3. Food item - Intermediate Level (4<sup>th</sup> - 5<sup>th</sup> year)
4. Educational exhibit - Intermediate Level (4<sup>th</sup> - 5<sup>th</sup> year)
5. Food item - Advanced Level (6<sup>th</sup> and above)
6. Educational exhibit-Advanced Level (6<sup>th</sup> and above)

## DIVISION 143 - COOK AND HAVE FUN OUTDOORS

### Class Description

**NOTE: Equipment exhibited should show evidence of use.**

1. Outdoor meal plan. Include such information as the kind of outing, location, number attending, menu, equipment needed for cooking and eating and method of preparation. Poster not larger than 23" x 28".
2. Homemade outdoor stove-type equipment. State name of equipment, cost and its use or purpose.
3. Homemade outdoor cookery equipment other than stove-type equipment. State name of equipment, cost and its use or purpose.
4. Baked product cooked outdoors. Include on index card with recipe and second index card stating three (3) primary nutritional contributions of the food to the body.
5. Family camping or backpacking food plan. Include menus for 3 days, number attending, ingredients and amounts, type of equipment available/needed for food preparation and serving. Poster no larger than 23" x 28".
6. Educational exhibit featuring some phase of outdoor cookery.

## DIVISION 144—TABLE DECORATION

Must provide table no larger than 4'. Single table setting does not need a table.

### Class Description

1. Party (ex. Birthday)
2. Holiday
3. Single Table Setting
4. Other (ex. Formal Dinner)

## DIVISION 145—PET FOOD

### Class Description

1. Cookies-Pet Food
2. Biscuits-Pet Food

## DIVISION 146—FOOD GIFT IN A JAR

### Class Description

1. Soup
2. Dessert
3. Other

## DIVISION 147—ALLERGEN/INTOLERANCE FOODS

### Class Description

1. Gluten Free Cookies
2. Gluten Free Bread
3. Gluten Free—Other

4. Allergen Free Cookies
5. Allergen Free Bread
6. Allergen Free—Other

### **GENERAL CRAFTS**

Entries will be judged on completeness, skills and workmanship.

#### **DIVISION 215 -LEATHERCRAFT JR MEMBERS (8-13 years old)**

#### **DIVISION 216 -LEATHERCRAFT SR MEMBERS (14 -18 years old)**

##### Class Description

1. Belts hand tooled and/or carved, includes filigree work
2. Billfolds, and hand tooled and/or carved, complete with lacing
3. Coin purses, key cases, etc.
4. Camera cases, etc. (articles where leather has been formed)
5. Halters and bridles, breast collars, etc.
6. Leather covered articles (boxes, bases, cases, etc.)
7. Braided articles
8. Laced articles
9. Purses, briefcases, saddle bags, gun scabbards
10. Soft leather items, clothes, purses, etc.
11. Any other article

#### **DIVISION 217 - POTTERY/CERAMIC**

##### Class Description

1. Air Dried
2. Kiln Fired
3. Ceramic article - slab technique by 4-H member
4. Ceramic article - coil technique by 4-H member
5. Ceramic article - mold poured by 4-H member
6. Ceramic article - mold purchased by 4-H member
7. Ceramic article - wheel by 4-H member
8. Ceramic article - free form by 4-H member

#### **DIVISION 218 - WOODWORKING UNIT I**

All exhibits will be judged on evidence of skill involved, workmanship, completeness and functionalism.

##### Class Description

1. Bench vise
2. Nest shelf
3. Napkin or letter holder
4. Tie rack or key holder
5. Tool box
6. Any other articles

#### **DIVISION 219 - WOODWORKING UNIT II, III, IV**

##### Class Description

1. Shoe-shine or tool box
2. Pencil holder
3. Birdhouse or feeder
4. Cutting board
5. Toy
6. Any other articles
7. Educational exhibit

#### **DIVISION 220 - COMPUTER GENERATED GRAPHICS**

##### Class Description

1. Woodworking drawings
2. Building drawings
3. Mechanical drawings
4. Computer art

#### **DIVISION 221 - RELATED ARTS AND CRAFTS**

##### Class Description

1. God's Eye
2. String craft
3. Tissue paper craft
4. Beadwork
5. Paper mâché
6. Plaster craft
7. Tole painting
8. Decoupage
9. Fabric craft
10. Metal craft
11. Copper craft
12. Wood craft
13. Salt craft
14. Glass etching craft
15. Stained glass craft
16. Natural craft
17. Jewelry
18. Bread dough craft
19. Christmas decoration craft
20. Cloth doll
21. Any other doll
22. Other holiday craft
23. Flower arranging (dry)
24. Flower arranging (silk)
25. Flower arranging (fresh)
26. Wreath
27. Decorated T-Shirt (printed, etc)
28. Puzzlecraft
29. Duct Tape Article
30. Resin
31. Diamond Craft
32. Other craft project not listed

#### **DIVISION 222 - FINE ARTS**

All entries must be the work of the exhibitor and classified as to conception. All pictures to be exhibited must be mounted on a mat board or frame with hook for hanging.

##### Class Description

1. Oils and tempera original
2. Oils and tempera copy (partial or entire)
3. Watercolor, original
4. Watercolor, copy (partial or entire)
5. Pencil sketch, original
6. Pencil sketch, copy (partial or entire)
7. Charcoal, original

8. Charcoal copy (partial or entire)
9. Pen and ink, original
10. Pen and ink, copy (partial or entire)
11. Pastels, original
12. Pastels, copy (partial or entire)
13. Elective other than lots listed above
14. Calligraphy (any style)

## **GEOLOGY**

Display should be appropriate size for specimens. Particular emphasis will be put on proper labeling of all collection exhibits, which includes the proper name and type of specimen, date collected, locality where specimen was collected and who identified the specimen.

### **DIVISION 240 - GEOLOGY SR. & JR.**

#### Class Description

1. Collection of 4 examples from four rock units shown on county geological map. (County refers to county where 4-H members belong to 4-H club). Included with these four examples should be the three basic kinds of rocks: Igneous, Sedimentary, and Metamorphic.
2. Rock & mineral collection. This includes rocks & minerals collected over & above those collected & exhibited in Lot 4.
3. Educational Exhibit. The 4-H member can use his or her imagination but emphasis must be educational. Exhibit should show something or should raise a question related to geology. The size of exhibit should be kept as small as possible due to limited space.
4. Rock & mineral collection, approximately 15 to 25 specimens. Label and display. Include at least 2 examples of the three main classes of rocks; as well as some ores, crystals, and fossils.
5. One other rock exhibit properly labeled. May be (a) an individual specimen, (b) standard thumb-nail box or (c) 2 to 5 rocks of one type in special display.
6. Other Geology exhibit not listed

## **GROUP EDUCATIONAL EXHIBITS**

### **DIVISION 254 - GROUP EXHIBITS**

Club entries should not be entered under a 4-H member's name. Please create an entry for the club or notify intent to enter to the 4-H Office ([mmelende@cals.arizona.edu](mailto:mmelende@cals.arizona.edu))

#### Class Description

1. Project group
2. Club banner
3. Promotional poster
4. Club Booth (Register via email: [mmelende@cals.arizona.edu](mailto:mmelende@cals.arizona.edu))  
Please see page 22 for Rules, Goals & Guidelines

## **GROWING PLANTS**

4-H members enrolled in gardening projects, such as horticulture, vegetable growing and plant science, are encouraged to exhibit in this division.

All plants must have been in the 4-H exhibitor's possession and growing in the container in which they are exhibited for at least 30 days.

**DIVISION 260 - JUNIOR EXHIBITOR** (8-13 years old)

**DIVISION 261 - SENIOR EXHIBITOR** (14-18 years old)

#### Class Description

1. House plant - A flowering house plant grown for its flowering beauty. Must be blooming.
2. House plant - A plant grown for its foliage and/ or its vine beauty.
3. House plant - Hanging variety
4. Succulents - should be clean
5. Cactus - should be clean
6. Dish garden - at least 3 plants; should be succulents or cactus (not mixed)
7. Dish garden - at least 3 plants; any other house plants
8. Terrarium-any size. Must be covered
9. Bottle garden
10. Scenic garden
11. Container gardening - vegetables, flowers, herbs, etc.
12. Vegetable garden exhibit - 5 on a plate - onions, carrots, radishes, turnips, etc.
13. Large vegetable -1 each on a plate - cauliflower, head lettuce, squash, etc.
14. Fruits and other horticulture products - 5 on a plate - apples, nuts, etc.
15. Artistic arrangement - "Arizona Schools" Sports. All fresh material. Accessories permitted.
16. Artistic arrangement - "Palo Verde"- All foliage material
17. Artistic arrangement-"Round up time" Cowboy influence - All dried material. Accessories permitted.
18. Ornamental gardening or home beautification poster- 23"x28" poster display of before and after pictures of area beautified.
19. Growing crops - Product samples such as 6 ears of corn, 1 quart barley seed, sheaf of barley, wheat or alfalfa, as sugar beet, etc.
20. Garden services or nursery stock production— 23"x28" poster showing project progress in a forceful way.
21. Educational display - A 23"x28" poster or another neat, compact display depicting some phase of the learning that has taken place in your Growing with Plants project.

## **HOME ENVIRONMENT**

### **DIVISION 165 - HOME ENVIRONMENT LEVEL I**

Any accessory made that is to be mounted on the wall must be ready to hang complete with hook.

#### Class Description

1. An accessory created by 4-H member. Attach card to identify its relationship to living area used.
2. Educational exhibit related to project learning (Level I): color, solar principles, safety in the home, etc.
3. Bulletin board made in Level I.



4. House plant center made in Level I, Home Environment.
5. Storage item made to improve the storage in your room.
6. Cushion/pillow cover made in Level I.
7. Curtains made in Level I.
8. Solar cooker made in Level I.

### **DIVISION 166 - HOME ENVIRONMENT LEVEL II**

#### Class Description

1. Accessory created for Home Environment, Level II. Attach card to identify its relationship to living area.
2. Educational exhibit related to project learning (Level I): room plans, texture, weather stripping, caulking, etc.
3. Beanbag chair
4. Shower curtain
5. Picture frame or mat
6. Comforter from sheets
7. Portable screen

### **DIVISION 167 - SELF DETERMINED PROJECTS**

This class is open to 4-H members enrolled in the Self Determined Projects - Home Environment approved by the County. On a card attached to each entry tag, identify project and state how exhibit relates to project objective.

#### Class Description

1. Exhibit of a product made in the project
2. Scrapbook, notebook, or report book showing your project learnings as well as your evaluation of the project
3. Educational exhibit related to project

### **INDUSTRIAL ARTS**

Entries must be the original work of the 4-H exhibitor and must have been completed in the current 4-H year. On the exhibit, indicate your 4-H age, number of years enrolled in the project.

### **DIVISION 225 - JUNIOR MEMBERS (8-13 years old)**

### **DIVISION 226 - SENIOR MEMBERS (14-18 years old)**

#### Class Description

1. Welding (indicate method of welding)
2. Machining (indicate method of machining and blueprints)
3. Plasma Cutter (may be wall hanging or 3D)
4. Educational Display

### **MISCELLANEOUS & EDUCATIONAL EXHIBITS**

**Educational Exhibits:** In these exhibits the 4-H member can use his or her imagination but the emphasis must be educational. The exhibit should show something or should raise a question related to the 4-H project and subject matter. Poster exhibits no larger than 23"x 28". Demonstration Posters will be accepted. Educational exhibits are highly encouraged. Exhibits may be presented by binder, notebook, poster or display board.

### **DIVISION 245—ENVIRONMENTAL & NATURAL RESOURCES**

#### Class Description

1. Conservation
2. Ecology

3. Forestry
4. Natural Resources
5. Wildlife/Fisheries
6. Birds
7. Weather/Climate
8. Other

### **DIVISION 246—LEADERSHIP**

#### Class Description

1. Teen Leadership
2. Citizenship
3. Community Service/Improvement
4. 4-H Record Book
5. Officer Record Book
6. 4-H Promotion
7. Other Leadership Exhibits not listed

### **DIVISION 247—SCIENCE**

Exhibitors will need to have hard copies of any computer project for judging purposes. Projects should contain a report and/or log to demonstrate what was learned.

#### Class Description

1. Junior Science Project
2. Senior Science Project

### **DIVISION 248—TECHNOLOGY**

Exhibitors will need to have hard copies of any computer project for judging purposes. Projects should contain a report and/or log to demonstrate what was learned.

#### Class Description

1. 3-D Printing
2. Coding
3. Computer Programming
4. Computerized Presentation (PowerPoint, iMovie, etc.)
5. Graphic Design
6. Webpage Design
7. Other Technology project not listed

### **DIVISION 249—ROBOTICS**

Kits may be used, but must be marked kit.

#### Class Description

1. Junior Robotics
2. Senior Robotics
3. Robotics Club Project

### **DIVISION 250—SAFETY**

#### Class Description

1. ATV
2. Automotive
3. Bicycle
4. Farm
5. Gun
6. Tractor
7. Shooting Sports Safety
8. Shooting Sports Skills Development

9. Water
10. Other Safety project not listed

### **DIVISION 251—ANIMAL SCIENCE**

#### Class Description

1. Veterinary Science
2. Cavy
3. Poultry
4. Rabbit
5. Pigeon
6. Waterfowl
7. Goats (Pygmy, Angora, Dairy)
8. Cattle (Dairy or Beef)
9. Sheep (Wool or Market)
10. Swine
11. Boer Goats
12. Llamas
13. Birds
14. Cats
15. Dogs
16. Guide Dogs
17. Chinchillas
18. Gerbils
19. Hamsters
20. Snakes
21. Fish
23. Horse / Donkey
23. Other Animal Science project not listed

### **DIVISION 252 - BUYER LETTER COMPETITION**

Submit a copy of your buyer's letter for judging and display.  
Should be mounted.

#### Class Description

1. Junior 4-H Member—Buyer Letter
2. Senior 4-H Member—Buyer Letter

### **DIVISION 253 —MISCELLANEOUS**

#### Class Description

1. Aerospace
2. ATV
3. Commodity marketing
4. Consumer education/buying
5. Creative Writing
6. Dairy foods
7. Food conservation and safety
8. Gardening/Nutrition
9. Health
10. Home environment
11. Language
12. Lapidary
13. Model cars
14. Public speaking
15. Science technology
16. Small engines
17. Tobacco Prevention

18. Tractor
19. Other project or activity not listed

### **PHOTOGRAPHY**

Exhibitor entries must be the original work of the 4-H exhibitor and must have been taken within a year (April-March of the current year). Any photo manipulated or cropped must include an original 4x6.

Behind the exhibit indicate your 4-H age, number of years enrolled in photography, camera used, and whether prints/enlargement was printed by you or by a photo lab/shop.

Entries must be matted or will not be displayed; we do not want to damage the print. Entry tag must be positioned on the bottom right hand corner.

Mat board and poster board may be used; exhibits with multiple prints are to be mounted on 16"x20" board. All other entries may not exceed a 2" border (ex.: 3"x5" matted on 5"x7" or an 8"x10" matted on 10"x12").

### **DIVISION 200 - FIRST YEAR**

#### Class Description

1. A poster displaying one picture of each of the 5 types of subjects (buildings, landscaping, people, animals or birds, and candid pictures with which you have become acquainted in your photography project).
2. A poster displaying 5 pictures of a building or structure
3. A poster displaying 5 pictures of landscaping
4. A poster displaying 5 pictures of people
5. A poster displaying 5 pictures of animals or birds (still)
6. A poster displaying 5 candid pictures
7. Close up photo of person or pet (camera to subject distance of 4 to 5 feet)
8. Trick photo
9. "4-H photo", showing 4-Hers at work on 4-H projects/activities
10. Any other (limited to 8 entries)
11. Educational exhibit

### **DIVISION 201 - SECOND YEAR**

#### Class Description

1. Poster
2. Building or structure
3. Landscaping
4. People
5. Animals or birds
6. Still photography
7. Candid pictures
8. Close up photo
9. Action photo
10. Photo illustrating good composition
11. 3 Photos of the same subject: 1 taken in bright sun, 1 taken in open shade and one taken in artificial light

12. 3 Photos of the same subject: 1 using front lighting, 1 using side lighting, 1 using back lighting
13. 2 Photos of the same subject illustrating (1) great and (2) shallow depth of field
14. "4-H photo", showing 4-Hers at work on 4-H projects/ activities
15. Any other (limited to 8 entries)
16. Educational exhibit

### **DIVISION 202 - THIRD YEAR**

#### Class Description

1. Landscape photo
2. Building or structure photo
3. Animal or bird photo
4. People photo
5. Still photography
6. "4-H photo", showing 4-Hers at work on 4-H projects/ activities
7. 3 Existing light photos
8. 2 Photos using special effects
9. Photo illustrating a creative interpretation of a common place subject
10. 5 Best color or black and white slides mounted as a group so light can show through
11. 1 composite story of 10 to 30 photos in a Power Point Layout
12. Any other (limited to 8 entries)
13. Educational exhibit
14. Photo generated from a digital camera

### **DIVISION 203 - FOURTH YEAR**

#### Class Description

1. Landscape photo
2. Building or structure photo
3. Animal or bird photo
4. People photo
5. Still photography
6. 4-H photo, showing 4-Hers at work on 4-H projects/activities.
7. 3 Existing light photos
8. 2 Photos using special effects
9. Photo illustrating a creative interpretation of a common place subject
10. 5 Best color or black and white slides mounted as a group so light can show through
11. 1 composite story of 10 to 30 photos in a Power Point layout.
12. Any other (limited to 8 entries)
13. Educational exhibit
14. Photo generated from a digital camera

### **DIVISION 204 - FIFTH - NINTH YEAR**

#### Class Description

1. Landscape photo
2. Building or structure photo
3. Animal or bird photo

4. People photo
5. Still photography
6. "4-H photo", showing 4-Hers at work on 4-H projects/ activities
7. Photo generated from a digital camera
8. 5 Best color or black and white slides mounted as a group so light can show through
9. Educational exhibit
10. "HOW TO PRODUCE A SLIDESHOW" Slide show not to exceed 80 photos with text.
11. "DARKROOM TECHNIQUES" showing: Portrait with lighting set up by 4-H member
12. Special effects
13. Portfolio of 5 photos developed and printed by exhibitor (label each)
14. "Advanced Photography Techniques" Movie or Video tape
15. News photo with identifications and cutlines
16. Portfolio of 10 or more of your best photos (label each)
17. Portrait
18. Any Other (limited to 8 entries)

### **DIVISION 205 - Special Classes**

#### Class Description

1. Black & White
2. Sepia Tone
3. Panoramic (matted on hard surface no border minimum)
4. 4-H Photo Album (1st year album, 25 photos min. and add additional of 5 min. per year)

## **QUILTING**

### **DIVISION 120 - HAND QUILTING (Machine Assembled)**

#### Class Description

1. Applique
2. Pieced
3. Patchwork
4. Made by group
5. Embroidery
6. Pre-stamped
7. Other

### **DIVISION 121 - HAND QUILTING (Hand Assembled)**

#### Class Description

1. Applique
2. Pieced
3. Patchwork
4. Made by group
5. Embroidery
6. Pre-stamped
7. Other

### **DIVISION 122 - MACHINE QUILTING**

#### Class Description

1. Applique

2. Pieced
3. Patchwork
4. Embroidery
5. Tricot
6. Made by group
7. Theme quilt
8. Design printed
9. Other

### **DIVISION 123 - TIED QUILT**

#### Class Description

1. Applique
2. Pieced
3. Patchwork
4. Embroidery
5. Tricot
6. Made by group
7. Theme quilt
8. Design printed
9. Other

### **DIVISION 124 - BABY BLANKETS & QUILTS**

#### Class Description

1. Applique
2. Pieced
3. Patchwork
4. Embroidery
5. Tricot
6. Made by group
7. Theme quilt
8. Design printed
9. Other

### **DIVISION 125 - QUILTED ACCESSORIES**

#### Class Description

1. Household accessories
2. Wall hanging
3. Holiday decorations
4. Clothing
5. Framed picture
6. Other

## **SEWING**

Entries consisting of more than one piece must be securely fastened together.

- Beginner Sewer (1-3 years)
- Intermediate Sewer (4-6 years)
- Advanced Sewer (7 years and above)

All members are allowed to sew any project, however if an Advanced Sewer chooses to enter Division 100—Class 1, Bookbag or Totebag, they will need to enter it in Division 105 or 107, any other item.

### **DIVISION 100 - BEGINNING SEWING**

UNIT I

#### Class Description

1. Bookbag or Totebag
2. Hemmed dishtowel
3. Patchwork pillow
4. Pincushions
5. Apron
6. Skirt with elastic casing
7. Chef's apron
8. Any other item using techniques learned
9. Educational exhibit related to project learning

### **DIVISION 101 - BEGINNING CLOTHING**

UNIT II

#### Class Description

1. Backpack
2. Vest
3. Shorts with elastic casing
4. Shorts with stretch elastic
5. Pants with elastic casing
6. Blouse with facings, no collar
7. Any other garment using techniques learned
8. Educational exhibit related to project learning

### **DIVISION 102 - BEGINNING CLOTHING**

UNIT III

#### Class Description

1. Dress with facings and zipper
2. Jumper with facings and zipper
3. Fitted shorts, pants or skirt
4. Knit shirt
5. Knit shorts
6. Any other knit garment
7. Any other garment using techniques learned
8. Educational exhibit related to project learning

### **DIVISION 103 - INTERMEDIATE CLOTHING**

#### Class Description

1. Blouse with buttons, buttonholes, interfaced collar, and set in sleeves
2. Shirt with yoke, and buttons or snaps
3. Skirt with zipper and waistband
4. Shorts with zipper and waistband
5. Pants with zipper and waistband
6. Vest or jacket
7. Best dress
8. Dress shirt or dress blouse
9. Item or garment using serger techniques for construction
10. Item or garment using serger techniques for decorative purpose
11. Any other garment using techniques learned
12. Educational exhibit related to project learning

**DIVISION 104 - INTERMEDIATE CLOTHING,  
CREATE YOUR OWN**

Class	Description
1.	Wool garment
2.	Denim garment
3.	Swimwear
4.	Sleep wear using tricot
5.	Garment using quilted fabric, poly-fill or down
6.	Garment sewn with suede cloth
7.	Garment sewn with vinyl
8.	Item or garment made of imitation fur
9.	Garment sewn w/party dress fabric including satin or velvet
10.	Any other garment using techniques learned
11.	Educational exhibit related to project learning

**DIVISION 105 - ADVANCED CLOTHING**

Class	Description
1.	Tailored jacket with pocket flaps
2.	Lined skirt
3.	Pants with fly opening
4.	Any other garment using skills learned in years 1 through 8
5.	Educational exhibit related to project learning

**DIVISION 106 - CLOTHES FOR THE HORSE PROJECT**

Attach a card stating name of item, fabric content and directions for the care of the item.

Class	Description
1.	Leg Wrap or Mane Tamer
2.	Pad, Saddle Cover, Blanket or Cooling Sheet
3.	Other item
4.	Education exhibit related to project

**DIVISION 107 - FUN CLOTHING ANY FABRIC**

Class	Description
1.	Hat or Cap
2.	Socks
3.	Shoes
4.	Blouse
5.	Jumper
6.	T-Shirt
7.	Skirt
8.	Shorts
9.	Pants
10.	Dress
11.	Jumpsuit
12.	Vest
13.	Jacket
14.	Skort
15.	Any other item



# 4-H Contest & Events

## SUPERINTENDENTS

JENNIE TREADWAY & ERIK SCHROEDER

**PLEASE NOTE:** To ensure timely commencement of contests and events, all participants are required to check-in at the 4-H building 15 minutes prior to the start of each contest. Contests and events will strictly begin on schedule, without any exceptions.

### 4-H CLUB BOOTH DECORATING CONTEST

A 4-H booth provides an opportunity for club members to showcase their hard work and efforts to the public. Each community club can reserve ONE club booth space before **March 1<sup>st</sup>** via email to [mmelende@cals.arizona.edu](mailto:mmelende@cals.arizona.edu).

Club booth setup is scheduled for March 8<sup>th</sup>, during Fair Clean Up Day from 8:00 a.m.- 12:00 p.m. Alternatively, you may choose to set up your club booth on March 10<sup>th</sup> from 9:00 a.m.– 1:00 p.m. during project receiving. Note that no work on club booths can be carried out after March 10<sup>th</sup> at 1:00 p.m. The allocated space measures approximately 8'x8'. Feel free to utilize banners, signs, educational displays, and other creative elements to showcase what your club cherishes about 4-H to the visiting public. Every booth will undergo judging, and awards will be displayed on the respective booths.

#### Rules:

1. **Theme:** Booth decorations can align with the designated theme for the event or represent your club's name, moto, projects, or members. Please make sure all decorations are 4-H appropriate.
2. **Safety:** All decorations should prioritize safety, ensuring they pose no harm to participants or visitors.
3. **Size Limits:** Booth size is approximately 8x8 with a 8 ft table in the space and 2 picket fences providing your sides. Decorations should not exceed the specified dimensions to maintain a fair and uniform display area.
4. **No Obstructions:** Ensure that booth decorations do not obstruct neighboring booths or pathways.
5. **No Electricity** is provided.

#### Goals:

1. **Creativity:** Encourage clubs and 4-H members to showcase their creativity and innovation in booth design and decoration.
2. **Engagement:** Aim for booth decorations that captivate and engage visitors, fostering a positive and interactive experience.
3. **Theme Interpretation:** Promote a clear and thoughtful interpretation of the event theme or 4-H through booth decorations.
4. **Community Spirit:** Foster a sense of community spirit by encouraging collaboration, participation, and teamwork among the 4-H Club members.

#### Guidelines:

1. **Materials:** Utilize environmentally friendly and sustainable materials for both decorations where possible.
2. **Visibility:** Ensure that key information, such as the 4-H Club name and purpose, is prominently displayed and easily visible.
3. **Balance:** Strive for a well-balanced visual appeal, combining colors, textures, and elements harmoniously.
4. **Judging Criteria:** Booth scoring based on:
  - General Appearance (20)
  - Power to Attract & Hold Attention (20)
  - 4-H Member participation (youth projects, decorations, etc.) (20)
  - Effective use of 4-H signs: Club Name, Advisors, Members, 4-H Pledge, Motto, or Theme (20)
  - Creativity and use of Materials (20)
5. **Setup and Breakdown:** Club booth setup is scheduled for Saturday, March 8<sup>th</sup> and on Monday, March 10<sup>th</sup> (see above). Breakdown of club booths and projects can begin no earlier than Sunday, March 16<sup>th</sup> from 1:00 p.m. - 2:00 p.m. Any objects not removed by 2:00 p.m. on March 16<sup>th</sup> may be disposed of. The 4-H office is not responsible for items left after the 'break down'.

A 4-H booth serves as a platform for club members to proudly exhibit their dedicated and hard work to the public, sharing the fruits of their efforts with a broader audience.

# 4-H Contest & Events

## DIVISION 600 - PUBLIC SPEAKING, DEMONSTRATION & CREED

(03/12/2025 @2:30PM)

### GENERAL RULES

- Contestants shall be in official 4-H dress/business casual.
- Participants will be asked questions directly to their presentation. Questions will be formulated by the event judges.
- Event officials will randomly determine the speaking order.
- Only the judge(s) may ask questions of the contestant. Question time will not be counted in the allotted time. Contestant should repeat the question then answer it.
- Participants will be scored on their general appearance, projection to the audience, voice control, pronunciation and enunciation, accuracy, overall presentation and answers to questions.
- A public address system will not be used, but a podium will be provided which may or may not be used.
- Ties will be broken by judges.
- Only videography or pictures of your contestant is allowed. All participant speeches may be filmed or photographed by contest officials with individual consent.
- Guests and parents will be allowed to view the contest. However, any contestant competing in Creed Speaking, regardless of age group, will not be allowed into the contest room. If a contestant is present in the contest room at any time, that contestant will be disqualified.

### AWARDS

Danish System (see page 4) will be used, which is based on exhibiting a quality project as determined by the judge.

**Public Speaking**—Participants are to speak on any 4-H theme / topic they choose. Criteria for judging includes content, organization, poise, and effectiveness.

**Demonstration**—Participants can do team or individual demonstrations. Participants will be judged on both their presentation and actual demonstration. The demonstration should consist of an introduction, body of information, explanation and demonstration of techniques, equipment as appropriate, and a summary. The team demonstration consists of two members within the same division (Jr./Sr.).

**Creed**—The purpose of the Creed Speaking Contest is to develop the ability of members to demonstrate their interpretation and self-expression of the 4-H Creed.

- Member will present the National 4-H Creed completely from memory.

- Each participant shall begin the presentation by stating "The National 4-H Creed." Each participant shall end the presentation with the statement, " ... dedicate my efforts to their fulfillment. Thank you." Additional introductory or concluding remarks will be penalized.
- The event will be a timed activity with two minutes for presentation. After two minutes, participants will be penalized 1 point for each 15 seconds over time.
- One point will be deducted for each added or deleted word. A reader, other than the judge(s), will be used to check the wording and determine mistakes.
- A contestant may ask for the next word to be given to them, by stating "Word", but an additional point will be deducted, making that one word a deduction of 2 points.
- The contestants will be held in a holding room during other contestant presentations.
- Contestants will be brought into the competition room by a contest volunteer to give his/her presentation and questions. The contestant will then be returned to the holding room for the duration of the contest.
- Any contestant speaking about the competition in the holding room will be disqualified.

### Class Description

1. Junior (8-13 years old) - Public Speaking
2. Senior (14-18 years old) - Public Speaking
3. Junior (8-13 years old) - Demonstration
4. Senior (14-18 years old) - Demonstration
5. Junior (8-13 years old) - Creed
6. Senior (14-18 years old) - Creed

## DIVISION 400 - QUIZ BOWL (TEAMS OF 4)

(03/12/2025 @5:00PM)

Teams of 4, 4-H Members will compete in a general 4-H, knowledge Quiz Bowl style competition. For instance, a junior team may have 4 junior members from different clubs, and/or different species. All members must be in good standing with their clubs. The winning team will be the champion Quiz Bowl Team.

Pre-entry required, bring your friends to the 4-H Bldg. 2.

### Class Description

1. Junior Member (8-13 years old)
2. Senior Member (14-18 years old)



# 4-H Contest & Events

## DIVISION 312 - LIVE CAKE DECORATING CONTEST

(03/13/2025 @1:00PM)

The live cake decorating contest is a competitive event for members working on food and cake decorating projects.

The contest will allow 4-H members to demonstrate techniques learned in cake decorating. Each contestant will decorate a cake or Styrofoam cake (dummy cake) form using appropriate skills.

All equipment and materials used in the contest will be supplied by the contestant and all decorations for their cake will be prepared on-site.

### Special Requirements

1. Entries must be submitted on a sturdy footed board (a board with feet glued underneath to make it high enough so it can be picked up [1/2"] – i.e. using marbles, soda bottle caps, etc.) that is covered with foil, plastic, or nontoxic decorative covering. Floral wires may not be inserted directly into cake. For health reasons, the technique of ribbon insertion (fabric inserted into a cut in the cake surface) is prohibited. Ribbons may be used to decorate the edge of the cake board. Dummy cakes or real cakes may be used, however, if dummies are used, it must be possible to reproduce the item using real cake.
2. Each entry must be solely the work of the entrant. Styrofoam cake forms, and character or pattern cake pans may be turned upside down and decorated. When you pick up your ribbon, you will get your pan back.
3. Cakes may be covered in buttercream, royal icing, pastillage, gum paste, marzipan, or rolled fondant. Cakes covered in fondant will be judged at a higher level than cakes covered in icing. No artificial or commercial decorations are permitted unless specified. Wire stamens, Styrofoam rose centers, floristry tape, and thread are permitted for sugar flowers only. Edible support, colors, and dusts are permitted.
4. Only the artistic expression and execution will be judged for the decorated cakes and cake molds.
5. On the back of your exhibitor card you are required to write the decorating tip numbers used, decorating techniques, and frosting colors for each entry and describe the base for the decorated item (Styrofoam base, cake, or cake pan).
6. Entries will also be divided and judged according to Junior and Senior members.

### Class Description

1. Junior (8-13 years old)
2. Senior (14-18 years old)

## DIVISION 601 - LIVE CHOPPED CONTEST—MAIN DISH

(03/13/2025 @4:30PM)

Show off your cooking skills in this challenge! The individual must apply their creativity, food preparation, food safety and leadership skills to prepare a recipe—then make a presentation about the prepared dish to a panel of judges.

### Class Description

1. Junior (8-13 years old)
2. Senior (14-18 years old)

Contestants will bring their ingredients, pots, pans, utensils, cutting board, and dishes-everything they need to prepare, cook and display their finished product. 4-H will provide: A prep station, ½ of an 8' table (4' preparation space), 1 double burner, and the following mandatory ingredients:

- Jicama
- Honey
- Chicken (Shredded or Grilled Strips)

Please specify type of chicken with your recipe. Finished dish must include the mandatory ingredients or the participant will be disqualified. Each contestant has up to 45 minutes to prepare, cook & plate their dish.

Participants are restricted to utilizing only the provide double burner for preparing their dishes. The use of any other appliances is not permitted.

Recipes must be submitted to Maria Melendez at [mmelende@cals.arizona.edu](mailto:mmelende@cals.arizona.edu) by March 8<sup>th</sup>.

## DIVISION 314 - STEM LEGO CHALLENGE

(03/14/2025 @2:00PM)

Objective: Participants will engage in a STEM LEGO Mystery Challenge Card competition where creativity, problem-solving, and innovation will be key components. The challenge cards will present various tasks and scenarios that individuals must interpret and construct using LEGO bricks. Materials: Each participant will receive a kit of LEGO bricks to use during contest. LEGO bricks must only be used from the provided kit.

Challenge Cards: Challenge cards will be distributed at the start of the challenge. Each challenge card will contain a different mystery scenario or task to be constructed using LEGO bricks. There will be no trading or switching challenge cards once they are selected.



# 4-H Contest & Events

Competition Format: The contest will be held in 2 different heats (based on entries): Jr 4-H member (8-13) and Sr 4-H member (14-18).

A first and second place winner will be chosen in the Jr 4-H member, Sr 4-H member categories (based on entries).

Jr. 4-H members will be given 30 minutes and Sr 4-H members will be given 45 minutes to design and construct their models. Individuals must complete their construction within the given time frame. At the end of the given time frames, members will present their completed builds to the judges.

Judging Criteria:

- Individuals will be judged on creativity, accuracy, and presentation.
- Creativity: Innovative use of LEGO bricks and interpretation of the challenge.
- Accuracy: How well the constructed model aligns with the challenge card instructions.
- Presentation: Individuals must present their completed constructions clearly and concisely to the judges.

Scoring: Judges will score each individual based on the judging criteria. At the end of each presentation, judges will tally their scores. The individual with the highest score at the end of the competition will be declared the winner and will earn a prize.

## Class Description

1. Junior Member (8-13 years old)
2. Senior Member (14-18 years old)

## DIVISION 605 - LIVE TRASH TO TREASURE CONTEST

(03/14/2025 @4:00PM)

Introducing the '2<sup>nd</sup> Annual Trash to Treasure' art contest, where we challenge you to turn waste into wonder!

By using recycled and discarded materials, students of all ages will learn about art, conservation, and reuse through hands-on exploration and creation. The artwork can be created in 2D or 3D and created with items normally thought of as trash. The goal of the contest is to artistically show how junk can be re-purposed into sustainable, useful, and enjoyable creations.

- 2D: Painting, collage, or other pieces that may be hung from a wall.
- 3D: Sculpture, model, or other piece that is freestanding.

- Artwork must be 4-H appropriate and free of any vulgar, obscene or otherwise inappropriate words, phrases or imagery.

Submissions will be judged based on the following criteria: originality and creativity, material usage, and verbal presentation of the finished product.

The contest will be held in 2 different heats (based on entries): Jr 4-H members (8-13) and Sr 4-H members (14-18) A first and second place winner will be chosen in the Jr 4-H member, Sr 4-H member categories (based on entries).

All winners will also have their art piece, artist bio, and piece description highlighted on the Pinal County Cooperative Extension Website and Newsletter.

Materials: The available waste materials may include but are not limited to 1.5L plastic bottles, milk containers, old magazines and posters, lids, soda cans, cereal boxes, and many more. Glue, scissors, and tape will also be provided.

Time Frame: Jr. 4-H members (8-13) will have 35 minutes to start and complete their project and Sr 4-H members (14-18) will have 45 minutes to start and complete their project. Verbal presentation and judging to be completed after time completion.

Ownership and Disposal: Participants retain ownership of their artworks. Artworks will be displayed in a designated area during the remainder of the fair. After the completion of the fair, participants must collect their pieces on March 16<sup>th</sup> by 2:00 p.m. Artworks not collected within the given timeframe may be disposed of by the organizers.

Verbal Presentation: Participants must provide a brief description of their artwork, including details about the recycled materials used and their significance to the piece.

A "piece description" form will be provided to each participant to fill out at the conclusion of the building process to help the participant prepare for the verbal presentation. This form will be used to provide information on the website and newsletter publications for the winners.

## DIVISION 602 - FASHION REVUE

(03/14/2025 @6:00PM)

Fashion Revue is an event where 4-H'ers model an outfit for judges that they either bought or made in a 4-H conference judging setting. The 4-H'ers participate in conference judging to determine what knowledge they have in relation to their

# 4-H Contest & Events

project, as well as evaluate the general appearance, design, workmanship, and/or techniques used in the outfit.

The fashion revue is a runway fashion show that allows those in attendance to view a clothing project on the 4-H'er that they either made or purchased during the past year. The focus is "the outfit on the member". Evaluators look at the choices each member has made, their skill in selection and/or construction as they relate to fit and outside appearance. The clothing is not evaluated separately "on the hanger".

The judging process allows 4-H'ers the opportunity to:

- Build self-confidence and poise by developing an understanding of "self" which aids in the selection and making of clothing that is becoming and expressive of one's personality.
- Develop skills in planning, selecting, and making becoming clothing for different occasions.
- Select appropriate, stylish accessories, and model with confidence a garment to meet your wardrobe needs.
- Develop good posture and grooming habits.
- Acquire knowledge and skills in planning, presenting, and participating in Fashion Revue.

Fashion Revue is a combination of an oral presentation, modeling of the garment, and response to questions from the judges. The contest will be broken into 2 parts: personal interview and fashion revue modeling.

- 4-H Fashion Revue is open to all 4-H youth members regardless of project enrollment.
- The Fashion Revue entry will reflect the member's work. For both categories, the outfit must be created, coordinated and modeled by the 4-H member participant.
- Members may only enter in one category for the Fashion Revue.

Fashion Revue Categories:

- Constructed/Made- Garments are sewn and modeled by the exhibitor, not constructed for someone else. The outfit must contain at least one constructed garment.
- Bought/Purchased- The maximum expenditure limit is \$40.00 for the entire outfit, including shoes, but not sales tax. Sources may include thrift stores, garage sales, consignment shops, flea markets, markdowns at retail stores, etc.

Class   Description

1. Junior—Constructed/Made (8-13 years old)
2. Junior—Bought/Purchased (8-13 years old)

3. Senior—Constructed/Made (14-18 years old)
4. Senior—Bought/Purchased (14-18 years old)

Contestants will meet for a personal interview with the judges. During the interview, the contestants will be judged on their oral presentation skills, the content of their oral presentation, the appearance of outfit/garment, and questions from the judges. During the interview, contestants will have the opportunity to provide an oral presentation in front of the judges.

The presentation should be in the following format:

- Name, club name, age
- One-two minutes or less presentation about their 4-H Clothing and Textiles project.
  - ⇒ This oral presentation can include information
    - \* About the garment being modeled
    - \* Learning experiences
    - \* Activities within the clothing and textiles project
    - \* Future project/personal plans
    - \* Any other information related to their 4-H career

Contestants will participate in a public fashion show where they will have an opportunity to model in a way to showcase their outfit/garment. Judges will score the contestants on their modeling skills. All contestants will be required to introduce themselves during the public fashion revue.

Judging—Based on the Fashion Review Evaluation Form.

- 20% - oral presentation
- 20% - content of oral presentation
- 20% - appearance of garment
- 20% - responses to judge's questions
- 20% - modeling

## 4-H SATURDAY STEAM SPECTACULAR

(03/15/2025 @11:00AM-5:00PM)

Come and be a part of multiple exciting hands-on experiences that delve into Science, Technology, Engineering, Arts, and Math (STEAM). Join us every hour on Saturday, March 16<sup>th</sup>, at the fair, starting at the top of each hour. Discover engaging activities showcased in the 4-H building. The fun is endless – don't miss out!

You can find details about all of the activities, including their scheduled times and specific descriptions, posted in the 4-H building at the start of the fair.

# 4-H Contest & Events

## 4-H SHOOTING SPORTS POSTER COMPETITION

### SAFETY & FUNDAMENTALS

Create a visually engaging and educational poster that includes Firearms Nomenclature and Safe Gun Handling Rules.

The poster should allow the 4-H member to showcase what they know and what they have researched. All work must be completed by the 4-H member—no outside help should be provided. This is an opportunity for the member to display their knowledge of safe gun handling and firearm terminology.

#### Content to Include:

- Firearms Nomenclature
- Safe Gun Handling

#### MAT (Member-Driven Research):

- The 4-H member must complete the research on this topic. They should know the content themselves as this is taught through the 4-H Shooting Sports program.

#### Visual Appeal:

- Posters should be visually engaging, clear, and educational.
- Size: Minimum 11" x 17" / Maximum 22" x 28"

#### Materials:

- Can be hand-drawn, painted, digital, or a mix of mediums.
- Must include original artwork or properly credited images.

#### Submission Details:

- Deadline: Posters must be submitted by March 10, 2025.
- Each participant may submit only one poster.

#### Description Requirement:

- Include a short description (50-100 words) explaining the poster's message, detailing the safe gun handling rules or firearms nomenclature depicted.

For reference and more information, please visit:

[Arizona 4-H Shooting Sports Website](#)



## ROCKET SHOW & DRONE CHALLENGE

**MARCH 21, 2025 AT 9:00AM, MARICOPA AGRICULTURAL CENTER**

See flyer for more information (page 39).

Exhibitors will be responsible for transporting their rockets to and from the launch site—pack the rocket securely.

Rocketeers will be loading their own rockets for the launch. Rocketry Coordinator will provide wadding and igniters. Any rockets not prepped for Launch will not be eligible for the launch.

Only Fifth year homemade rockets can use D engines. If your rocket is store bought and you are not in your fifth year of Rocketry you will not be able to participate in the rocket launch.

- 1<sup>st</sup> year Rocketeers-A grade booster stage engines
- 2<sup>nd</sup> year Rocketeers-B grade booster stage engines
- 3<sup>rd</sup> year Rocketeers-C grade booster stage engines
- 5<sup>th</sup> year homemade rockets will need to use C or D engines

Single stage rockets only, two stage will not be eligible for launch.



THE UNIVERSITY OF ARIZONA  
Cooperative Extension  
Pinal County

# 4-H Club Booth Decorating Contest



## What is a Club Booth?

A 4-H booth provides an opportunity for club members to showcase their hard work and efforts to the public.

## Rules



Read page 22 from the Fair Exhibitor Handbook regarding the following:  
Theme / Safety / Size Limits / No Obstructions / Electricity

## Goals



- Creativity
- Engagement
- Theme Interpretation
- Community Spirit

## Who We Are?

Club booth setup is scheduled for March 8, 2025 during Fair Clean Up Day from 8:00 a.m.- 12:00 p.m. Alternatively, you may choose to set up your club booth on March 10, 2025 from 9:00 a.m.- 1:00 p.m. during project receiving.

Note that no work on club booths can be carried out after March 10, 2025 at 1:00 p.m. The allocated space measures approximately 8'x8'. Feel free to utilize banners, signs, educational displays, and other creative elements to showcase what your club cherishes about 4-H to the visiting public. Every booth will undergo judging, and awards will be displayed on the respective booths.

## What We Do?

Each community club can reserve ONE club booth space before March 1, 2025 via email to Maria Melendez, [mmelende@cals.arizona.edu](mailto:mmelende@cals.arizona.edu).

The University of Arizona is an equal opportunity provider. Learn more: [extension.arizona.edu/legal-disclaimer](http://extension.arizona.edu/legal-disclaimer).



THE UNIVERSITY OF ARIZONA  
Cooperative Extension  
Pinal County



# SHOOTING SPORTS POSTER

COMPETITION

SAFETY & FUNDAMENTAL

OVERALL WINNER WILL RECEIVE A PRIZE

## POSTER COMPETITION RULES

See Fair Exhibitor Handbook for  
Poster Competition Rules.

- Posters must be visually engaging, clear, and educational.
- Size: Minimum 11" x 17", Maximum 22" x 28" (standard poster sizes).
- Materials: May be hand-drawn, painted, photos, digitally designed, or a mix of mediums.
- Must include original artwork, photos or properly credited images.

## Submission Rules

- Posters must be dropped off in Building #2 by March 10, 2025
- Each participant may submit one poster only.
- A short description (50–100 words) explaining the poster's message must be included.



Pinal County 4-H



# SCAVANGER

# HUNT



SEARCH ● EXPLORE ● DISCOVER

WEDNESDAY @2:00PM—SATURDAY @5:00PM

GET YOUR TEAMMATES

AND CAMERA READY



Memory Making  
Team Bonding  
Picture Taking

Are you ready for  
excitement, laughter,  
and fun?



## WHY JOIN?

When you complete the  
scavanger hunt your name  
will be put in a drawing to  
win a free trip to the  
James 4-H camp

Don't Miss Out. Get Your List from the 4-H  
Building

EVERYONE GETS A TREAT FOR  
FINISHING

Work at your own pace



# 4-H Quiz Bowl

---

Think you know 4-H? Teams of 4, 4-H Members will compete in a general 4-H, knowledge Quiz Bowl style competition. For instance, a junior team may have 4 junior members from different clubs, and/or different species. All members must be in good standing with their clubs. The winning team will be the champion Quiz Bowl Team.

## Pre-entry required—Division 400.

All members must be in good standing with their clubs. The winning team will be the champion Quiz Bowl Team!

**CONTEST WILL TAKE PLACE WEDNESDAY, MARCH 12, 2025 IN BLDG. 2.**

5:00 PM—Check-in

5:30 PM—Contest begins

For more information, contact the 4-H Office

820 East Cottonwood Lane, #C

Casa Grande, AZ 85122

Phone: (520) 836-5221

Email: [mmelende@cals.arizona.edu](mailto:mmelende@cals.arizona.edu)



When was 4-H founded?

What is the 4-H Motto?

What do the four H's stand for?

What is the 4-H Pledge?

2025

# Public Speaking, Demonstration & Creed

Pinal County



THE UNIVERSITY OF ARIZONA

Cooperative Extension

Pinal County

**Public Speaking** – Participants may choose to speak on any 4-H theme / topic they choose. Criteria for judging includes: content, organization, poise, and effectiveness.

Time Limits:

Division 600 Class 1. Junior Exhibitors (3-5 minutes)

Division 600 Class 2. Senior Exhibitors (5-8 minutes)

**Demonstrations** – Participants may do team or individual demonstrations. A team demonstration consists of two members within the same division (Jr./Sr.). Participants will be judged on both their presentation and actual demonstration. The demonstration should consist of an introduction, body of information, explanation and demonstration of techniques and equipment as appropriate, and a summary.

Time Limits:

Division 600 Class 3. Junior Exhibitors (3-15 minutes)

Division 600 Class 4. Senior Exhibitors (5-20 minutes)

**Creed** – The purpose of the Creed Speaking Contest is to develop the ability of members to demonstrate their interpretation and self-expression of the 4-H Creed.

Time Limits:

Division 600 Class 5. Junior Exhibitors (3-5 minutes)

Division 600 Class 6. Senior Exhibitors (5-8 minutes)

Date: Wednesday, March 12, 2025  
Time: 2:00 PM (registration)      2:30 PM (contests begin)  
Location: Pinal County 4-H Fairgrounds, Bldg. 2  
Registration: Online ONLY at <https://pinal4.fairwire.com/>  
Deadline: March 1, 2025  
Contact: Maria Melendez ([mmelende@cals.arizona.edu](mailto:mmelende@cals.arizona.edu))  
820 East Cottonwood Lane, #C, Casa Grande, AZ 85122







PUBLIC  
SPEAKING

# 4-H CREED COMPETITION

The 4-H Creed Competition Contest is designed to allow 4-H members to compete in a friendly, scripted competition while building public speaking confidence and skills. Members will recite the 4-H Creed from memory and answer a question about the Creed. Come join the fun and the top three places will win a medal.



Pinal County Fairgrounds  
Bldg 2



Contest starts at  
2:30



Wed., March 12

## The National 4-H Creed

I believe in 4-H Club work for the opportunity it will give me to become a useful citizen.

I believe in the training of my HEAD for the power it will give me to think, to plan and to reason.

I believe in the training of my HEART for the nobleness it will give me to become kind, sympathetic and true.

I believe in the training of my HANDS for the ability it will give me to be helpful, skillful and useful.

I believe in the training of my HEALTH for the strength it will give me to enjoy life, to resist disease, and to work efficiently.

I believe in my country, my state, and my community, and in my responsibility for their development.

In all these things I believe, and am willing to dedicate my efforts to their fulfillment.

## REGISTRATION

<https://pinal4.fairware.com/>

Register by March 1st

There will be two contest classes

Junior. (8-13)

Senior (14-18)

For more information, contact the

Pinal County 4-H Office

820 East Cottonwood Lane, #C

Casa Grande, AZ 85122

Phone: (520) 836-5221, x201

Email: [mmelende@cals.arizona.edu](mailto:mmelende@cals.arizona.edu)



THE UNIVERSITY OF ARIZONA

Cooperative Extension



# 4-H LIVE Cake Decorating

Join us for this year's Live Cake Decorating contest!

This year's live cake decorating contest is a competitive event for members working on foods and cake decorating projects. The contest will allow 4-H members to demonstrate techniques learned in cake decorating. Each contestant will decorate a cake or styrofoam cake (dummy cake) form using appropriate skills. All equipment and materials used in the contest will be supplied by the contestant and all decorations for their cake will be prepared on-site.

**CONTEST WILL TAKE PLACE THURSDAY, MARCH 13, 2025 IN BLDG. 2.**

12:30 PM—Check-in

1:00 PM—Contest begins

There will be two (2) contest classes for members, under Division 312:

- Junior (8-13 years old)
- Senior (14-18 years old)



Register online by **March 1, 2025** to compete. To register go to: <https://pinal4.fairwire.com>

For more information, contact the 4-H Office

820 East Cottonwood Lane, #C

Casa Grande, AZ 85122

Phone: (520) 836-5221

Email: [mmelende@cals.arizona.edu](mailto:mmelende@cals.arizona.edu)

# CHOPPED CONTEST

PINAL COUNTY 4-H FAIR

## WHOSE MAIN DISH WILL IMPRESS THE JUDGES?



Join us for this fun food event during the Pinal County 4-H Fair brought to you by The University of Arizona, Cooperative Extension, Pinal County 4-H YD Program.

### Thursday, March 13, 2025

Pinal County Fairgrounds, Bldg. 2

4:00pm -Check In

4:30pm -Contest Begins

Contestants will bring their additional ingredients, pots, pans, utensils, cutting board and dishes- everything they need to prepare, cook, and display their finished product.

Each contestant has up to 45 minutes to prepare, cook, and plate their dish.

The following ingredients will be provided to **contestants**:

- Fresh Jicama
- Honey
- Cooked Chicken  
(Shredded or Grilled Strips)

Set up includes...

- ½ of an 8' table (4' preparation space)
- 1 Burner
- All other necessary items-you will bring

To register, fill out the attached registration form and send it to the 4-H Office with your dish recipe by **March 1, 2025** via email to Maria using the email below.

Dynamic, outgoing young 4-H chefs are encouraged to participate. To register, please complete application below and send it via email to [mmelende@cals.arizona.edu](mailto:mmelende@cals.arizona.edu) by **March 1, 2025**.

### **Note: Please attach a recipe for the judges!**

\_\_\_\_\_  
Last Name

\_\_\_\_\_  
First Name

\_\_\_\_\_  
Age

\_\_\_\_\_  
Phone Number

\_\_\_\_\_  
Email Address

### **4-H Junior Members / Senior Members**

Type of Cooked Chicken (1 lb.)

\_\_\_\_\_ Shredded

\_\_\_\_\_ Grilled Strips



THE UNIVERSITY OF ARIZONA

Cooperative Extension

Pinal County

# PINAL COUNTY 4-H FAIR S.T.E.M. CHALLENGE



Enjoy building LEGO sculptures? Join the 2025 4-H S.T.E.M. Challenge! It is fun competitive challenge for 4-H master builders.

Complete challenge cards within a set time period to hold the title of 4-H Master Builder/ Pinal County. A chance to pull your innovative ideas into focus and build away.

**FRIDAY, MARCH 14, 2025 BLDG. 2**  
1:30 PM—Check-in  
2:00 PM—Contest begins

There will be two (2) STEM Challenge contest classes for 4-H members, under Division 314:

- Junior (8-13 years old)
- Senior (14-18 years old)

Register online by **March 1, 2025** to compete.

To register go to: <https://pinal4.fairwire.com>

For more information, contact the 4-H Office  
820 East Cottonwood Lane, #C  
Casa Grande, AZ 85122

Phone: (520) 836-5221

Email: [mmelende@cals.arizona.edu](mailto:mmelende@cals.arizona.edu)

# TRASH TO TREASURE



## ART CONTEST

### WHERE:

Pinal County Fairgrounds  
Building 2

### WHEN:

March 14, 2025  
@4:00pm

### WHO:

4-H Junior & Senior  
Members

### WHY:

Challenging you to turn  
waste into  
wonder!

### DIVISION 605 -

### TRASH TO TREASURE LIVE CONTEST

Class	Description
1.	Junior Member (8-13 years old)
2.	Senior Member (14-18 years old)

A first and second place winner will be chosen in the Jr. 4-H member, Sr. 4-H member categories (based on entries).

Pick-up of artwork: March 16<sup>th</sup>, 1:00 p.m.– 2:00 p.m.

### PROVIDING RECYCLABLES:

- ✓ cardboard
- ✓ newspaper
- ✓ magazines
- ✓ cans
- ✓ plastic
- ✓ AND MORE



THE UNIVERSITY OF ARIZONA

Cooperative Extension

Pinal County

# 4-H Fashion Revue

---

## ARE YOU ENTHUSIASTIC ABOUT MAKING AND MODELING CLOTHING? SIGN UP FOR THE 4-H FASHION REVUE!

Contestants will participate in a public fashion show where they will have an opportunity to model in a way to showcase their outfit/garment. Judges will score the contestants on their modeling skills, their outfit/garment, and oral presentation.

All contestants will be required to introduce themselves during the public fashion revue. The contest will be broken into 2 parts: personal interview and fashion revue modeling. Contestants will meet for a personal interview with the judges. During the interview, contestants will have the opportunity to provide an oral presentation in front of the judges. The presentation should be in the following format:

- Name, club name, age
- One-two minutes or less presentation about their 4-H Clothing and Textiles project.
  - √ This oral presentation can include information about the garment being modeled, learning experiences or activities with in the clothing and textiles project, future project/personal plans, and any other information related to their 4-H career.

The Fashion Review is available in two divisions for 4-H members:

- Junior (8-13 years old)
- Senior (14-18 years old)

### CONTEST WILL TAKE PLACE FRIDAY, MARCH 14, 2025 IN BLDG. 2.

5:30—Check-in

6:00—Review begins

Register online by **March 1, 2025** to compete.

To register go to: <https://pinal4.fairwire.com>

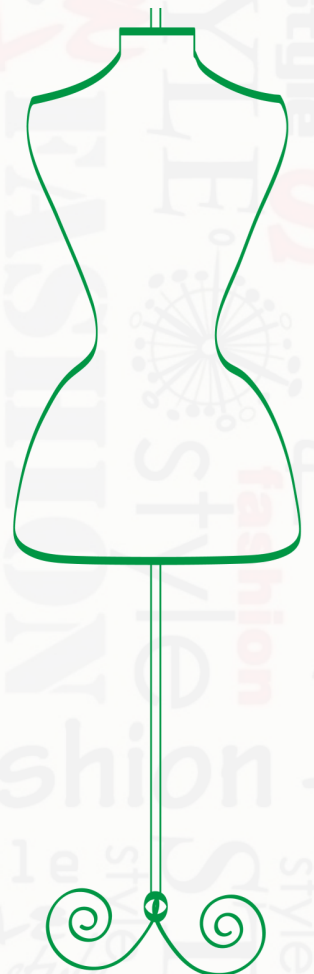
For more information, contact the 4-H Office

820 East Cottonwood Lane, #C

Casa Grande, AZ 8512

Phone: (520) 836-5221

Email: [mmelende@cals.arizona.edu](mailto:mmelende@cals.arizona.edu)




# GET READY TO REACH THE STARS!

ARE YOU READY TO TAKE YOUR SKILLS TO THE SKIES?  
JOIN US FOR A 4-H ROCKET SHOW &  
4-H DRONE CHALLENGE!



## MARCH 21, 2025 @9:00AM

MARICOPA AGRICULTURAL CENTER  
37860 W. SMITH-ENKE RD., MARICOPA, AZ



The 4-H Rocket Show is your chance to design, build, and launch your own rocket while putting your 4-H values to the test.

Whether you're a first-time builder or a seasoned rocket enthusiast, this event is all about exploring the exciting world of aerospace technology, innovation, and hands-on learning.

Watch your rocket take flight as you compete against fellow 4-Hers in a fun, friendly atmosphere. The sky's the limit!

---

The 4-H Drone Challenge is an exciting opportunity for young innovators and aspiring drone pilots to explore the world of unmanned aerial vehicles (UAVs) while applying their 4-H values of Head, Heart, Hands, and Health.

Whether you're a beginner or an experienced flyer, there's a challenge for everyone to showcase their creativity, problem-solving, and technical skills.

Challenge Include:  
Obstacle Course Race: Test your piloting skills by navigating a tricky obstacle course with precision and speed!



THE UNIVERSITY OF ARIZONA  
**Cooperative Extension**  
Pinal County

THE UNIVERSITY OF ARIZONA IS AN EQUAL OPPORTUNITY PROVIDER. LEARN MORE: [EXTENSION.ARIZONA.EDU/LEGAL-DISCLAIMER](https://extension.arizona.edu/legal-disclaimer).


# \*Example of Index Cards

Below are examples Index Cards for your Building Exhibit Project – Click the link below to access the fillable files, where you can type, print, and attach them to your project: <https://extension.arizona.edu/events/pinal-county-4-h-fair>

PROJECT NAME:

HOW MANY YEARS I HAVE PARTICIPATED IN THIS PROJECT:

WHY I CHOSE THIS PROJECT, HOW I MADE IT & WHAT I LEARNED:



PROJECT NAME: Wildcat Blanket


HOW MANY YEARS I HAVE PARTICIPATED IN THIS PROJECT: 2 years

WHY I CHOSE THIS PROJECT, HOW I MADE IT & WHAT I LEARNED:

I made a blanket for my stuffed wildcat. I learned how to choose the right fabric and how to sew a straight edge with a sewing machine.

It was not easy and I had to practice. Now I have a blanket for Wilber.

I used a sewing machine, blanket fabric, batting and thread.




FOOD PRODUCT NAME:

HOW MANY YEARS I HAVE PARTICIPATED IN THIS PROJECT:

INGREDIENTS (CAN INCLUDE RECIPE ON BACK):

WHY I CHOSE THIS RECIPE & TECHNIQUES I USED TO MAKE IT:



FOOD PRODUCT NAME: Wildcat Cookies


HOW MANY YEARS I HAVE PARTICIPATED IN THIS PROJECT: 2 years

INGREDIENTS (CAN INCLUDE RECIPE ON BACK):

Cookie: All-purpose flour, baking soda, baking powder, butter, white sugar, egg, vanilla extract, food coloring.

WHY I CHOSE THIS RECIPE & TECHNIQUES I USED TO MAKE IT:

I made cookies like my stuffed wildcat. I learned how to buy the ingredients and how to follow a recipe to make sugar cookies. I learned how to roll out the dough and use a cookie cutter to make my wildcat. Once they were done cooking I decorated using icing.




PRESERVE PRODUCT NAME:

HOW MANY YEARS I HAVE PARTICIPATED IN THIS PROJECT:

DATE PRESERVED: / / METHOD USED:

INGREDIENTS (CAN INCLUDE RECIPE ON BACK):

WHY I CHOSE THIS RECIPE & TECHNIQUES I USED TO MAKE IT:



PRESERVE PRODUCT NAME: Wild Berry Wildcat Jam

HOW MANY YEARS I HAVE PARTICIPATED IN THIS PROJECT: 2 years


DATE PRESERVED: 2 / 1 /25 METHOD USED: Water Bath

INGREDIENTS (CAN INCLUDE RECIPE ON BACK):

Frozen Mixed Berry Mix and Sugar

WHY I CHOSE THIS RECIPE & TECHNIQUES I USED TO MAKE IT:

I made a jam to eat with my stuffed wildcat. I learned how to buy the ingredients and how to follow a recipe. I learned how to crush the berries and use a thermometer. I put the jam in jars in water bath until done.





# RISE & SHINE

## 4-H SUMMER CAMP



James 4-H Camp allows youth to reach their full potential through experiential learning, leadership and life skill building. Here you can explore cooperative group living in a natural environment that focuses on hands-on learning and developing life skills by providing a framework for mentoring and role modeling. At camp, youth learn how to take care of themselves and become more independent while enjoying a variety of classes and socializing with peers, teen leaders and adults from differing backgrounds.

And the best part? Transportation will be provided from the 4-H Office to camp, making your journey even easier!



# JUNE 20-25, 2025

### CAMPER DETAILS

**WHO CAN BE A CAMPER?** Youth, ages 9-13

### **WHAT IS THE FEE TO BE A CAMPER?**

4-H Member Fee—	Early Registration:	\$300
	Late Registration:	\$350
Non 4-H Member Fee—	Early Registration:	\$325
	Late Registration:	\$375

**Late registration June 1, 2025 through June 13, 2025.**

### CAMP COUNSELOR DETAILS

**WHO CAN BE A 4-H COUNSELOR?** Teens, ages 14-19

### **WHAT IS THE FEE TO BE A CAMP COUNSELOR?**

Only 4-H Members— Application Process

### **DEADLINE TO SIGN UP TO BECOME A COUNSELOR?**

April 10, 2025

### **WHEN IS THE CAMP COUNSELOR TRAINING?**

May 2-4, 2025



Scan the QR Code to find out more information about camp and registration.

If you have questions/concerns, please contact Esther Turner, Associate Agent, 4-H YD Program  
820 East Cottonwood Lane, #C, Casa Grande, AZ 85122  
[eturner@cals.arizona.edu](mailto:eturner@cals.arizona.edu) / (520) 340-4815



THE UNIVERSITY OF ARIZONA  
**Cooperative Extension**  
Pinal County