



THE UNIVERSITY OF ARIZONA  
Cooperative Extension  
Pinal County

PINAL COUNTY 4-H YD PROGRAM  
MARCH 18-22, 2026

*Let Your*

**4-H**

*Light Shine*

2025-26 4-H EXHIBITOR HANDBOOK



# LET YOUR 4-H LIGHT SHINE

<b>WELCOME LETTER</b>	3
<b>STAFF, LEADERS, AND VOLUNTEERS</b>	4
<b>GENERAL RULES</b>	5
<b>SCHEDULE OF EVENTS</b>	7
<b>4-H DOG PROJECT</b>	8
<b>4-H BUILDING EXHIBITS</b>	10
Aerospace	10
Cake Decorating & Confections	10
Cloverbuds	11
Electric	11
Entomology	12
Family Relations & Human Dev.	12
Fibrecrafts	13
Food Preparation	13
General Crafts	15
Geology	17
Group Educational Exhibits	17
Growing Plants	17
Home Environment	18
Industrial Arts	18
Miscellaneous & Educational Exhibits	18
Photography	19
Quilting	21
Sewing	21
<b>4-H CONTEST &amp; EVENTS</b>	23
Club Booth Decorating	23
Cloverbuds Betta Fish Show & Tell	24
Family Quiz Bowl	24
Public Speaking, Demonstration, Creed	24
LIVE Cake Decorating Contest	25
LIVE Chopped Contest	26
STEM Lego Challenge	26
LIVE Trash to Treasure Contest	26
Fashion Revue	27
Saturday STEAM Spectacular	28
Nailed It! Challenge	28
Cupcake Wars	28
Rocket Show & Drone Challenge	29
<b>4-H PROMOTIONAL FLYERS</b>	30
<b>EXAMPLE INDEX CARDS</b>	44



THE UNIVERSITY OF ARIZONA

Cooperative Extension

Pinal County

University of Arizona, Cooperative Extension, Pinal  
820 East Cottonwood Lane, #C, Casa Grande, AZ 85122  
(520) 836-5221 | <http://extension.arizona.edu/pinal>



## Welcome to our 2025–26 Pinal County 4-H Fair!

We are excited to welcome our 4-H exhibitors, families, volunteers, and community members to another memorable year at the fair. This year, our Pinal County 4-H Fair theme is **“Let Your 4-H Light Shine,”** perfectly paired with the Pinal County Fairgrounds theme, **“Neon Nights & Carnival Lights,”** creating a vibrant and inspiring atmosphere for learning, celebration, and fun.

The Pinal County Cooperative Extension staff would like to extend a warm county fair welcome to our 4-H exhibitors and families. We hope you find the fair to be an outstanding educational opportunity for growing, learning, and sharing as you participate in the many activities, competitions, and showcases offered throughout the week. The fair provides a meaningful platform for 4-H youth to demonstrate the skills, knowledge, and leadership they have developed throughout the year...allowing their hard work and achievements to truly shine.

We would also like to extend our sincere appreciation to our 4-H Committee Members, Superintendents, Certified Volunteers, Parents, and Youth Members who dedicate their time, energy, and collaborative efforts to make the Pinal County 4-H Fair a rewarding and successful experience. Your commitment and countless hours of service help create a positive, supportive environment where 4-H youth can grow in confidence, responsibility, and pride. These efforts provide memorable opportunities that leave a lasting impact and help shape future leaders in our community.

Thank you for your continued support of the Pinal County 4-H Program and for helping make this year’s fair a success. We look forward to celebrating the accomplishments of our youth and sharing in a week filled with learning, community, and fun.

See you at the fair...and don’t forget to **let your 4-H light shine!**

Esther Turner

Associate Agent—4-H Youth Development Program





**GREETA MILLS**

Acting County Extension  
Director



**ESTHER TURNER**

Associate Agent  
4-H YD Program



**MARIA MELENDEZ**

Administrative Support  
Assistant III



**CINDA WILLITTES**

Community Outreach  
Coordinator



**JENNIE TREADWAY**

Extension Professional II



**ANAYA BIGHAM**

Extension Assistant, 4-H



**MELANNIE DOMINGUEZ**

AmeriCorps Member



**JANAE KEMERY**

Building Assistant



**ERIK SCHROEDER**

Aerospace / Shooting  
Sports Superintendent



**GINA KRAUS**

Dog Superintendent





# Pinal County 4-H Division

The purpose of the 4-H Program is to provide members in good standing an opportunity to exhibit and participate in a wide variety of 4-H contests and shows. All information necessary to exhibit in the 4-H portion of the Pinal County Fair is contained in this exhibitor handbook. All 4-H entries will be entered online at: <https://pinal4.fairwire.com>.

## WHY TAKE THE TIME TO EXHIBIT AT FAIRS?

- Fairs give 4-H members a chance to showcase their project and life skills, promoting learning and involvement through public recognition.
- Members highlight diverse 4-H areas like STEM, Animal Science, Civic Engagement, the Arts, and Healthy Living, reflecting topics youth are passionate about.
- Members gain valuable life skills such as time management, teamwork, communication, and confidence.
- Fairs provide a platform for members, leaders, parents, and community partners to share their talents and skills.

## DEFINITION OF A 4-H MEMBER

4-H is open to all youth between the ages 5-18, regardless of race, color, national origin, gender, religion, age, disability, sexual orientation, political beliefs, and marital or family status as determined by the following eligibility age criteria.

4-H age is determined by the age of a member at 11:59pm, December 31<sup>st</sup> of the current 4-H year.

- 4-H Cloverbuds (age 5-7)  
Youth must be five years old on or before December 31<sup>st</sup> of the current 4-H year to enroll.
- 4-H Juniors (age 8-10):  
Youth in this range may enroll in the projects, events, and activities open to junior members.
- 4-H Intermediates (age 11-13):  
Youth in this range may enroll in the projects, events, and activities open to intermediate members.
- 4-H Seniors (age 14-18):  
Youth in this range may enroll in the projects, events, and activities open to senior members.  
Youth cannot have passed their nineteenth birthday on December 31<sup>st</sup> of the current 4-H year.

## ENTRY INSTRUCTIONS

The DEADLINE for 4-H members to enter their building exhibits for fair is **March 1<sup>st</sup>**. All 4-H entries can be found at ShoWorks <https://pinal4.fairwire.com> until midnight on **March 1<sup>st</sup>**. 4-H members or family members who wish to enter the OPEN (non-4-H) portion of the Fair must contact the Pinal Fairgrounds Office. **4-H Members please make sure you have printed your building tags through ShoWorks for each entry. No tags will be printed at the Pinal County 4-H Office.**

The 4-H exhibitor must be enrolled and enrollment fee paid with the Pinal County 4-H Office or online at <https://4h.zsuite.org/> no later than **March 1<sup>st</sup>** of the current program year.

Exhibits MUST follow the **Exhibit Requirements** listed under each project, **read carefully**, if you have questions please call the 4-H Office. Projects that do not follow proper qualifications may be tagged "for exhibit only" and not be judged. The decisions of the judge(s) are final.

**All exhibits entered should have an index card; explaining why they chose the project, how many years they have participated in the project, what they learned, and how they made the project.**

**\*Examples of index cards can be found at the back of this book, a link is provided for you to use.**

# Pinal County 4-H Division

## RECEIVING, JUDGING AND RELEASING EXHIBITS

The Pinal County 4-H office, staff, and leaders are not responsible for the loss, damage, or theft of exhibits. Identification tags (claim checks) will not be mailed to the exhibitor. **Exhibitors submitting entries must print tags for their items and attach them securely. All exhibits must be tagged at home. No tags will be made at check-in.**

Leaders or volunteers bringing entries for others in their group should make sure exhibit tags are attached to each entry stating the 4-H member's name, division, and class number. Exhibitors or designated 4-H leaders are responsible for having Superintendent's approval before removing exhibits from the fairgrounds.

## DANISH SYSTEM:

The Danish system of judging will be used: Projects are evaluated using the **Danish judging system**. This means youth are judged against established standards—not against one another. Ribbons are awarded as:

- **Purple – Excellent**
- **Blue – Good**
- **Red – Average**
- **White – Fair / Needs Improvement**

## RECEIVING DATES:

Nonperishable building exhibits will be accepted **March 16, 2026**, from 9:00 a.m.-6:00 p.m. in **Bldg. 2**. The **ONLY EXCEPTION** will be perishable food entries taken **March 17, 2026**, from 8:00 a.m. - 9:00 a.m.

## JUDGING:

**March 17, 2026**, beginning at 9:00 a.m. No entries will be received once judging has begun! Each project will be judged using a rubric that includes a section evaluating the information provided on the project index cards. Examples of these index cards can be found at the back of this book, and a link is also provided for your reference.

## RELEASE DATE:

Exhibits release will begin on **March 22<sup>nd</sup>** from 1:00 p.m. - 2:00 p.m. and must be completed on **March 23<sup>rd</sup>** from 9:00 a.m. - 11:00 a.m. Exhibitors who remove items without the 4-H Superintendents permission prior to the release time will be excluded from showing in next year's fair. **No exceptions!**





# Pinal County 4-H

# Schedule of Events

The following scheduled 4-H Fair events will be held in Building 2 and are managed by the Pinal County 4-H Program. Please note that the 4-H dog show will be held in the grass area.

If you have questions or concerns, please contact a 4-H representative (staff, superintendents, coordinators, etc.).

## SATURDAY, MARCH 14, 2026

8:00 a.m. - 12:00 p.m. .... 4-H Club Booth Set-Up  
8:00 a.m. - 12:00 p.m. .... Fair Clean Up

## MONDAY, MARCH 16, 2026

9:00 a.m. - 1:00 p.m. .... 4-H Club Booth Set-Up  
9:00 a.m. - 6:00 p.m. .... Receiving Nonperishable 4-H Building Exhibits

## TUESDAY, MARCH 17, 2026

8:00 a.m. - 9:00 a.m. .... Receiving Food 4-H Exhibits ONLY  
9:00 a.m. .... 4-H Building Exhibits Judging  
9:00 a.m. .... 4-H Dog Show (Grass Area)

## WEDNESDAY, MARCH 18, 2026

2:00 p.m. .... 4-H Exhibits Open  
2:30 p.m. .... 4-H Cloverbuds Betta Fish Show & Tell  
3:30 p.m. .... 4-H Family Quiz Bowl Contest  
4:30 p.m. .... 4-H Public Speaking, Demonstration & Creed Contests

## THURSDAY, MARCH 19, 2026

8:00 a.m. .... 4-H Appreciation Breakfast  
1:00 p.m. .... 4-H LIVE Cake Decorating Contest  
4:30 p.m. .... 4-H LIVE Chopped Contest

## FRIDAY, MARCH 20, 2026

9:00 a.m. - 1:00 p.m. .... Ag-Ventures (every hour)  
2:00 p.m. .... STEM Lego Challenge  
4:00 p.m. .... Trash to Treasure Contest  
6:00 p.m. .... 4-H Fashion Revue Contest

## SATURDAY, MARCH 21, 2026

11:00 a.m. - 3:00 p.m. .... Saturday STEAM Spectacular (every hour)  
2:30 p.m. .... 4-H Nailed It! Challenge  
3:00 p.m. .... HAM Radio Demonstration  
4:00 p.m. .... 4-H Cupcake Wars

## SUNDAY, MARCH 22, 2026

1:00 p.m. - 2:00 p.m. .... Release of 4-H Building Exhibits

## MONDAY, MARCH 23, 2026

9:00 a.m. - 11:00 a.m. .... Release of 4-H Building Exhibits  
(Exhibits not picked up by the stated time must have made other arrangements; items not collected may be disposed of by 4-H fair organizers. Please do not contact the Fairgrounds Office to claim 4-H exhibits.)

# 4-H Dog Project

The exhibitor must be enrolled and enrollment fee paid at <https://4h.zsuite.org/> no later than **March 1<sup>st</sup>** of the current program year.

Enrollment of members received or postmarked after this date will result in the member not being able to exhibit in the current year's Pinal County 4-H Fair.

**Entry deadline is March 1<sup>st</sup>.** Entries will only be accepted online by midnight using the [ShoWorks](#) Program at <https://pinal4.fairwire.com>.

## **JUDGING:**

4-H judges will be selected by the 4-H Superintendent. Judges' information will be made available prior to fair. It is expressly prohibited for any exhibitor, exhibitor's parents, or anyone acting on behalf of the exhibitor to have any direct contact with a judge after the announcement and prior to the arrival at fair. Violators of this rule may be subject to removal from fair. If the classes have low entries the classes will be combined as the 4-H Superintendent deems appropriate. Where there is no competition, judges may award one ribbon, or no ribbon according to merit. Judges' decisions are final.

## **AWARDS :**

Danish System will be used, which is based on exhibiting a quality project as determined by the judge.

## **DOG DEPARTMENT**

**4-H Project Superintendent**  
**GINA KRAUS**

A **leased** dog may be shown by a 4-H member at County dog shows, if **leased** for the duration of the current year. In the case of a leased dog, the project member must submit a letter through the project leader to the 4-H Office with a description of the dog and a copy of the lease.

## **DOG**

### **PROJECT RULES**

1. The deadline for ownership of a dog to be used in a 4-H dog show should not be less than 12 weeks before any dog show. In the event the exhibitor's dog dies during the 4-H year, he/she will be allowed to obtain a substitute dog with the approval of the 4-H office.
2. A dog in a 4-H dog show must be trained by the exhibitor.
3. Females in heat may be shown in showmanship only (must be marked) provided the club sponsoring the show allows this, there's a separate ring for obedience.
4. ONLY dogs entered in the show are allowed. Unruly or disruptive dogs not entered in the 4-H show will be asked to leave the show grounds as described by the show chairman. One dog/handler will be allowed in showmanship.
5. The judge will excuse, from competition, any exhibitor who abuses his/her dog on the show grounds (example: kicking, striking, or excessive corrections). If an exhibitor abuses a dog on the show grounds, awards that have been won in a previous class will be forfeited and the exhibitor disqualified from further competition in the show.
6. Obedience classes will be judged by American Kennel Club (AKC) standards.
7. Showmanship classes will be judged by the AKC junior showmanship standards, exception of attire. 4-H attire is required.
8. All dogs must be brought to the show grounds on a leash and training collar. Spike, prong, pinch, shock, electronic collars, or chain leashes will not be permitted.
9. Sick or diseased dogs will not be brought to show grounds.
10. Dogs entering the show must have paperwork showing they have current, effective rabies inoculation and D.H.L. (Distemper, Parvo, Hepatitis, Leptospirosis) shots.
11. Exhibitors who have won an AKC title with his/her dog may not compete in the same class the title was won.
12. It is recommended that the exhibitor be responsible for protecting their project dog by:
  - a. Never leave the dog with a choke chain collar on.
  - b. Safe confinement.
  - c. Provide proper food, water, shelter, and grooming at all times.
13. Clean up after dog. Always use "poop bags".

### **CONTESTS**

Please enter the dog contests and shows through the ShoWorks online entry program <https://pinal4.fairwire.com>.





## DIVISION 145 - OBEDIENCE

Class	Description
1.	4-H 1 <sup>st</sup> year in Project
2.	4-H 2-3 years in Project
3.	4-H 4+ years in Project



### Dog Obedience Rules

- Classes will be divided according to the Exhibitor's and dog's number of years in obedience training and showing.
- Classes will be determined by the number of entries according to the level of both the Exhibitor's and dog's experience in obedience and showing. Sub classes may be added as necessary to divide the class.
- Exhibitors must be in complete 4-H uniform to compete in obedience.
- Each exhibitor is responsible for always keeping his/her animal under control.
- Exercises will be in accordance with AKC regulations, except Novice/1<sup>st</sup> year, which will be modified with no off-lead heeling and group sits and down will be on lead.
- Any further instruction will be given at judging.

## DIVISION 146 - SHOWMANSHIP

Class	Description
1.	4-H Junior (Ages 8-10) Must be 8 years old on or before December 31 <sup>st</sup> of the current program year.
2.	4-H Intermediate (Age 11-13) Must be 11 years old on or before December 31 <sup>st</sup> of the current program year.
3.	4-H Senior (Age 14-18) Must be 14 years old on or before December 31 <sup>st</sup> of the current program year.



## Showmanship Rules

- Each exhibitor will be judged individually by the judge.
- Exhibitors must be in complete 4-H uniform to compete in showmanship.
- Each exhibitor is responsible for always keeping his/her animal under control. Bait is allowed. Show leads are recommended.
- Each exhibitor will be required to go through the standard showmanship procedure individually as instructed by the judge.
- Exhibitors are responsible for grooming. If help is needed, they should enlist the help of other 4-H members.

## DIVISION 147 - AGILITY

Class	Description
1.	4-H 1 <sup>st</sup> year in Project
2.	4-H 2-3 years in Project
3.	4-H 4+ years in Project



### Dog Agility Rules

- Scoring will be time plus faults.
- Any dog refusing an obstacle for the third time will be asked by the judge to go to the next obstacle.
- All obstacles will have clearly designated starts and finishes.
- Encouragement is permitted.
- This is an off-leash event.

Bring with you a filled out 4-H Dog Identification Certificate form to the dog contest check in:

<https://extension.arizona.edu/events/pinal-county-4-h-fair>



# 4-H Building Exhibits

## BUILDING EXHIBITS DEPARTMENT

4-H Building Exhibits Superintendent

JENNIE TREADWAY

Enter your exhibits online at [ShoWorks](#). Deadline is **March 1, 2026! 4-H Members will be limited to submitting ten (10) items in each Division. Select your best work!** 4-H Members please make sure you have printed your building tags through ShoWorks for each entry. **No tags will be printed at the Pinal County 4-H Office or at the fair.**

**RECEIVING DATES:** Nonperishable building exhibits will be accepted **March 16, 2026, from 9:00 a.m. - 6:00 p.m. in Bldg. 2.** The **ONLY EXCEPTION** will be perishable food entries taken **March 17, 2026, from 8:00 a.m. - 9:00 a.m.**

All exhibits entered should have a minimum of an index card; explaining why they chose the project, how many years they have participated in the project, what they learned, and how they made the project. \*Examples of index cards can be found at the back of this book, a link is provided for you to use.

**JUDGING: March 17, 2026, beginning at 9:00 a.m.** No entries will be received once judging has begun!

**RELEASE DATE:** Exhibits release will begin on **March 22<sup>nd</sup> from 1:00 p.m. - 2:00 p.m.** and must be completed on **March 23<sup>rd</sup> from 9:00 a.m. - 11:00 a.m.** Exhibitors who remove items without the 4-H Superintendents permission prior to the release time will be excluded from showing in next year's fair. **No exceptions!**

**LOSS OR DAMAGE:** Pinal County 4-H will not be responsible for loss or damage; however, all possible precautions will be taken to ensure safety.

**AWARDS:** Exhibits in this department are judged using the Danish System. Special awards may be awarded.

**EXCELLENCY AWARDS:** Champion Excellency Awards will be awarded to outstanding Junior and Senior exhibitors based on overall excellence and quality according to the following criteria. The 4-H member must exhibit in at least two different project areas in the 4-H Building; must receive at least two blue ribbons (each from a different project area) and one must have earned a purple rosette and have a minimum of 25 points. The awards will be determined by a total point system:

- Purple = 6
- Blue = 3
- Red = 2
- White = 1

## AEROSPACE

Exhibitors are encouraged to ensure their model rockets are fully constructed and built so that they may be flown during the fair if scheduling allows. Engines, wadding and ignitors will be provided if a flight contest is able to be conducted. Please do not include any live engines in your rocket project entries.

Please include a one-page, typed or handwritten description of your flight experience and things you learned with all drone and radio control airplane (classes 3, 4, and 5 below) entries.

### DIVISION 241 - ROCKETS/RC PLANES/DRONES JR MEMBERS (8-13)

### DIVISION 242 - ROCKETS/RC PLANES/DRONES SR MEMBERS (14 -18)

Class	Description
1.	Rockets, kits
2.	Rockets, homemade scratch-built designs
3.	Drones, kits/ready to fly and scratch built models
4.	Radio control airplanes, ARF/ready to fly models
5.	Radio control airplanes, kits and homemade scratch-built designs
6.	Poster/educational display on an area of aerospace science or technology

## CAKE DECORATING & CONFECTIONS

Dummy cakes may be used. In addition to the exhibit card (Examples of index cards can be found at the back of this book, a link is provided for you to use) list all prepared food/frosting ingredients on an index card. The curriculum can be found at [www.uwyo.edu/4-h/projects/expressive-arts/cake-decorating.html](http://www.uwyo.edu/4-h/projects/expressive-arts/cake-decorating.html)

### DIVISION 150 - CAKE DECORATING LEVEL I

Class	Description
1.	Educational display
2.	Decorated cake using techniques learned in this unit
3.	Cut-up cake or cupcakes
4.	Cake or exhibit using sugar molds
5.	Cake mold: must have a portion of smooth icing and more than one technique used in this unit
6.	Any other decorated cake

### DIVISION 151 - CAKE DECORATING LEVEL II

Class	Description
1.	Educational display
2.	Decorated cake using techniques learned in this unit
3.	Cut-up cake or cupcakes



- Any decorated item using techniques learned in this unit
- Decorated mold: must have a portion of smooth icing and more than one technique learned in this unit
- Any other decorated cake

### **DIVISION 152 - CAKE DECORATING LEVEL III**

#### Class Description

- Educational display
- Decorated, stacked and/or tiered cake using techniques learned in this unit
- Cut-up cake using techniques learned in this unit
- Any decorated item using techniques learned in this unit
- Decorated mold: must have a portion of smooth icing and more than one technique learned in this unit
- Any other decorated cake

### **DIVISION 153 - CAKE DECORATING LEVEL IV**

#### Class Description

- A brief written description of project including goals, plans, accomplishments, and evaluation of results. If an item was made as part of a project, include that.
- Decorated cake using more than five techniques (original design).

### **DIVISION 154 - CANDY MAKING**

#### Class Description

- Fudge
- Hard Candy
- Molded
- Any Other

### **DIVISION 155 - DECORATED CONFECTIONS**

For Classes 2-5, the required number of decorated confections is 6 items.

#### Class Description

- Gingerbread House
- Decorated Cookies
- Sugar Molds
- Cake Styled Lollipops (Cake Pops, Cakesicles, etc.)
- Any Other Decorated Confections

### **CLOVERBUDS**

4-H Cloverbuds are youth ages 5 - 7 as of December 31<sup>st</sup> of the current 4-H year who are enrolled in the 4-H Cloverbuds Project online. The purpose of the exhibits are to display articles and/or posters that show what has been learned while enrolled in the program.

This division is non-competitive. Participation ribbons will be awarded only. Posters are not to exceed 22"x 28".

### **DIVISION 275 - Cloverbuds (5 to 7 years old)**

#### Class Description

- Animal, literature, poster (no live animals)
- Food and nutrition
- Health and safety
- Nature and gardening
- Our community
- Recreation
- Science
- Sewing and creative arts
- Creative arts
- Recycled recyclables
- The environment
- Insects
- My family
- Group exhibit
- Other Cloverbuds project not listed

### **ELECTRIC**

All exhibits must be items completed during the current club year. The judge with the concurrence of the superintendent reserves the right to switch unusual entries from a specific lot.

### **DIVISION 180- JUNIOR UNITS (8-13 years old)**

### **DIVISION 181- SENIOR & SPECIAL STUDIES (14-18 years old)**

#### Class Description

- Lighting - 4-H members may enter table, TV, study or work lamps, lamp bulb displays, outdoor lighting exhibits or any other lighting exhibits.
- Tools - 4-H members may enter tool box, chest, apron, belt board or any other tool holder or carrying article.
- Test equipment or instruments - 4-H members may enter test lamp, continuity tester, voltmeter, ammeter or other testing equipment or instruments.
- Magnetism and motors - 4-H members may enter door bells, buzzers, electric motor projects or any other article featuring magnetism.
- Wiring, splicing, switching and controls - 4-H members may enter switch demonstration panels, switch, wire, fuse, or splice displays, and toys and games featuring wiring and switching applications (no extension cords).
- Electronics and communications - 4-H members may exhibit random flashing devices, radio, telephone, telegraph, intercom, phono, amplifier, etc.
- Miscellaneous - electrical safety devices, special study projects and other articles featuring electrical application not covered in lots.

## ENTOMOLOGY

### DIVISION 190 - MOUNTED INSECT COLLECTION

Exhibits in this division will be judged on correctness of identification, labeling and mounting according to 4-H curriculum. All cases should be securely fastened and glass cleaned inside and out.

Class	Description
-------	-------------

- |    |   |
|----|---|
| 1. | Collections by first year 4-H members - consisting of 25 or more different insects collected during the immediate past 4-H year.  |
| 2. | Collections by second year 4-H members -consisting of 50 or more different insects. Of these 50, at least 25 must have been collected during the immediate past 4-H year.           |
| 3. | Collections by third year 4-H members - consisting of 100 or more different insect species. Of these 100, at least 50 must have been collected during the immediate past 4-H year.  |
| 4. | Collections by fourth year 4-H members - consisting of 175 or more different insect species. Of these 175, at least 75 must have been collected during the immediate past 4-H year. |
| 5. | Special interest specimens, a well displayed and labeled unusual collection of specimen collected during the immediate past 4-H year.   |

### DIVISION 191 - EDUCATIONAL EXHIBIT

Class	Description
-------	-------------

- |    |   |
|----|---|
| 1. | An exhibit of the life stages of 3 or more insects belonging to different orders.                               |
| 2. | An educational exhibit consisting of a display, special collection or poster providing educational information. |

### DIVISION 192 - BEEKEEPING

Class	Description
-------	-------------

- |    |  |
|----|--|
| 1. | Extracted honey (two 1-lb. jars) each, home packed, labeled as to source, such as, alfalfa, cat claw, citrus, cotton, etc. |
| 2. | Comb honey, any flavor, wrapped in cellophane or other transparent material.   |
| 3. | Educational exhibit.   |

## FAMILY RELATIONS & HUMAN DEV.

All entries should be easy to use, durable, safe and attractive. Used items are appropriate, unsanitary items are not! In addition to the exhibit card (Examples of index cards can be found at the back of this book, a link is provided for you to use) include information stating the item, what age group it could be used with and how it relates to project learning.

### DIVISION 170 - CHILD CARE LEVELS I-III

Class	Description
-------	-------------

- |    |   |
|----|---|
| 1. | Sitter's Kit-Year 1   |
| 2. | Sitter's Kit-Year 2   |
| 3. | 4-H Member reference book of educational ideas, clippings and pamphlets |

- Two original storybooks based on project criteria and suggestions
- Two puppets made by 4-H members. Puppets must be from a story or nursery rhyme
- Original handmade toy or play idea. Idea must be original or adoptive of another idea
- Educational exhibit. Topic must focus on Safety, Play, Stories or a combination of the three

### DIVISION 171 - CHILD CARE INTERMEDIATE LEVEL

Class	Description
-------	-------------

- |    |  |
|----|--|
| 1. | Sitter's Journal/Scrapbook (minimum 5 jobs)  |
| 2. | Daily outline for summer sitting job (minimum 5 days, 6 hours per day)   |
| 3. | Original child's book (minimum 10 pages)   |
| 4. | Report of volunteer service caring for children (minimum 30 hours); include jobs done, sample schedule, problems, what you have learned, other pertinent material. |
| 5. | Education exhibit related to project learning such as selection of toys, safety of toys, how to handle a difficult situation, etc.                                 |
| 6. | Educational exhibit related to project   |

### DIVISION 172 - LIFE ENRICHMENT

JR EXHIBITOR (8-13 years old)

### DIVISION 174 - LIFE ENRICHMENT

SR EXHIBITOR (14-18 years old)

Class	Description
-------	-------------

- |     |   |
|-----|---|
| 1.  | Social Recreation/Education Poster not over 22"x28" <ol style="list-style-type: none"><li>Square or clog dancing</li><li>Musical folk dancing</li><li>Club meeting recreation</li><li>Song leadership</li><li>Other</li></ol>                     |
| 2.  | Educational exhibit on any one of the topics for an Educational Poster on Social Recreation.  |
| 3.  | Expressive Arts - Education Poster (22"x28") on any expressive art including dance, drama, music, photography, writing, cinematography, architecture, environmental design or visual arts.  |
| 4.  | Educational exhibit on any Expressive Art Exhibits - see Division I General Crafts - for class numbers.   |
| 5.  | Any other Expressive Art Exhibit not listed in the Arts and Crafts Department.  |
| 6.  | Cultural Heritage-Family History  |
| 7.  | Ethnic Background Research exhibit  |
| 8.  | Family Tree Exhibit   |
| 9.  | Journal   |
| 10. | Poster (22"x28") or Booklet describing: butter making, weaving, hide tanning, soap making, log cabin building, or other plain-living art as told and described in person or through books to the 4-H member, by one who has practiced these arts. |



11. Exhibit a miniature wagon, butter churn, log cabin, ox cart or other early living tool used by our ancestors built to a certain scale by the 4-H member.
12. Exhibit the product of the 4-H member trying his or her hand at a plain-living art such as (soap) soap making, (hide) hide tanning, (butter) butter making, (fruit leather) fruit drying (jerky) meat drying, etc.
13. Educational exhibit on any of Class 12 entries.
14. Outdoor Education/Recreation Educational Poster not over (22"x28") on camping, fishing, hunting, canoeing or tube floating, backpacking, archery, or other out-of-doors life enrichment activities.
15. Outdoor Education/Recreation exhibit on camping, fishing, hunting, canoeing or tube floating, backpacking, hiking, archery, or other out-of-doors life enrichment activities.
16. Educational exhibit on any Class 15 entries.
17. Sports, exercise and physical activities Educational Poster (22"x28") on bicycling, hiking, jogging, running, etc. or on comparing the benefits of one over the other.
18. Hobbies-any collection (limit of four entries) of stamps, coins antiques, match covers pictures, pottery, glassware, rocks and minerals, gems, autographs, etc.
19. Any other hobby exhibit not listed in other divisions or departments
20. Service - Educational Poster (22"x28") on Volunteer Service - How To Do It: value to the volunteer, value to society, etc.
21. Educational Poster (22"x28") describing a service project & the results accomplished.

### **FIBERCRAFTS**

Fibercraft projects encompass the field of information and skills which utilize natural or man-made fibers. (Included in fibercraft are knitting, canvas embroidery, fabric embroidery, crocheting, macramé, fiber dyeing, textile printing, dyeing, weaving, etc.)

**DIVISION 230 - JR MEMBERS** (8-13 years old)

**DIVISION 231 - SR MEMBERS** (14-18 years old)

Class	Description
1.	Any single item knitted by member
2.	Crewel embroidery (own design)
3.	Crewel embroidery (stamped design)
4.	Any other crewel embroidery article
5.	Embroidery article (own design)
6.	Embroidery article (stamped design)
7.	Embroidery article
8.	Counted cross stitch
9.	Needlepoint (Kit)
10.	Needlepoint (original)
11.	Stitchery (kit)
12.	Stitchery (original)
13.	Beginning macramé
14.	Intermediate macramé-Item using techniques learned
15.	Advanced macramé-Item using techniques learned
16.	Needleweaving-1 article per lot
17.	Fingerweaving-1 article per lot
18.	Article, product of inkle loom
19.	Article, off loom weaving
20.	Article, product of table or frame loom
21.	Article, coil technique
22.	Article, twining technique
23.	Woven basket
24.	Crochet article (made with single crochet)
25.	Crochet article (made with double crochet)
26.	Crochet article (made with crochet pattern stitches)
27.	Crochet article - any other article
28.	Latch hook article (kit)
29.	Latch hook article (original)
30.	Felted Article
31.	Spun Fiber (list method and fiber)






### **FOOD PREPARATION**

#### **QUALITY OF FOOD EXHIBITS**

Food item entered should be of high quality standards and attractively prepared. The judges can disqualify any product in this division that does not reach 4-H food standards. Any product not meeting specifications will be tagged for "exhibit only". All entries should be on or in a disposable container, or wrapped in plastic. Cakes and breads should be left whole.

Submit 4-6 uncut cookies, brownies, muffins, and rolls. Foods exhibited must not contain perishable fillings or toppings such as: creams, eggs, custards, meat, vegetables, fresh fruit, etc. Foods requiring refrigeration will not be accepted. All prepared food/frosting must have ingredients listed.

#### **ENTRY INFORMATION**

**Attach to each food entry an index card\* stating the name of the product and it's ingredients. Also state why you chose this recipe and any new techniques you used to prepare it.**

#### **DIVISION 135 - FIRST YEAR/FOOD PREPARATION**

Class	Description
1.	Cookies: no-bake, drop or bar
2.	Drop biscuits
3.	Muffins or quick bread
4.	Other item
5.	Educational exhibit



#### **DIVISION 136 - SECOND YEAR/FOOD PREPARATION**

Class	Description
1.	Cookies: no-bake, drop or bar
2.	Biscuits: drop or rolled
3.	Quick coffee cake
4.	Other item
5.	Educational exhibit

### **DIVISION 137 - THIRD YEAR/FOOD PREPARATION**

Class	Description
-------	-------------

1. Cookies: bar, rolled or pressed
2. Breadsticks or soft pretzels
3. Cake: roll or sheet
4. Other item
5. Educational exhibit

### **DIVISION 138 - FOURTH YEAR/FOOD PREPARATION**

Class	Description
-------	-------------

1. Cookies: pressed or molded
2. Dinner or cinnamon rolls
3. Cake: layered and frosted
4. Other item
5. Educational exhibit

### **DIVISION 139 - FIFTH YEAR AND PLUS/FOOD PREPARATION**

Class	Description
-------	-------------

1. Cookies: specialty
2. Yeast bread
3. Pastry item
4. Other item
5. Educational exhibit

### **DIVISION 140 - FOOD PRESERVATION**

All entries, in addition to the required index card, must be clearly labeled with the preservation date and method used.

Two (2) jars are required for each entry: one (1) jar for judging and one (1) jar for display, which will be returned to the member.

Class	Description
-------	-------------

1. Canned fruit
2. Canned vegetables
3. Canned meat
4. Dried fruit or fruit leather
5. Dried meat
6. Jams, jellies or preserves (type)
7. Pickles or relish (type)
8. Other

### **DIVISION 141 - MICROWAVE CONNECTIONS**

Food index cards can be found at the back of this book, a link is provided for you to use.

Class	Description
-------	-------------

1. Any items baked from scratch
2. Any items baked from purchased mix
3. Any items dried
4. Group entry - an entry made by 2 or more 4-H members, list participants on 3" x 5" card accompanying exhibit
5. Any other item
6. Nutritional/education exhibit

### **DIVISION 142 - INTERNATIONAL FOODS**

The International Foods category is designed for youth who are interested in other cultures and customs. 4-H members may enter NONPERISHABLE or PERISHABLE food items or an educational exhibit which represents the richness of a country and its culture. Recipes ARE NOT required to come from project materials.

#### **On the first index card write:**

- a. A description of the country of origin for the food you prepared.
- b. Describe the occasion when the food item would be served.
- c. Using the MY Plate guidelines, include nutritional information of the food item entered.
- d. On the back side of the card include a traditional menu in which the food item you are entering would be served.

**On the second index card write** the directions for preparing the food item entered. Provide only 3 servings of your entry item.

Class	Description
-------	-------------

1. Food item - Beginning Level (1<sup>st</sup> - 3<sup>rd</sup> year)
2. Educational exhibit - Beginning Level (1<sup>st</sup> - 3<sup>rd</sup> year)
3. Food item - Intermediate Level (4<sup>th</sup> - 5<sup>th</sup> year)
4. Educational exhibit - Intermediate Level (4<sup>th</sup> - 5<sup>th</sup> year)
5. Food item - Advanced Level (6<sup>th</sup> and above)
6. Educational exhibit-Advanced Level (6<sup>th</sup> and above)

### **DIVISION 143 - COOK AND HAVE FUN OUTDOORS**

Class	Description
-------	-------------

**NOTE: *Equipment exhibited should show evidence of use.***

1. Outdoor meal plan. Include such information as the kind of outing, location, number attending, menu, equipment needed for cooking and eating and method of preparation. Poster not larger than 22" x 28".
2. Homemade outdoor stove-type equipment. State name of equipment, cost and its use or purpose.
3. Homemade outdoor cookery equipment other than stove-type equipment. State name of equipment, cost and its use or purpose.
4. Baked product cooked outdoors. Include on index card with recipe and second index card stating three (3) primary nutritional contributions of the food to the body.
5. Family camping or backpacking food plan. Include menus for 3 days, number attending, ingredients and amounts, type of equipment available/needed for food preparation and serving. Poster no larger than 22" x 28".
6. Educational exhibit featuring some phase of outdoor cookery.

## DIVISION 144—TABLE DECORATION

Participants need not be enrolled in this specific project. Participants select a theme and display place setting/s, including table covering, dishes, glassware, silverware, centerpiece, and any additional items needed for display.

Overall place setting should be an expression of the youth's creativity; homemade touches are encouraged! It should be evident which theme you have selected. Participant will be provided ½ of an 8ft table (4ft). If a participant is providing a table, it must be no larger than 4'. Single table setting does not need a table.

### Class Description

1. Party (ex. Birthday)
2. Holiday
3. Single Table Setting
4. Other (ex. Formal Dinner)

## DIVISION 145—PET FOOD

Food index cards can be found at the back of this book, a link is provided for you to use.

Entries must be a homemade or prepared pet food or treat appropriate for the intended animal. Items must be safely prepared, clearly labeled, and non-perishable unless otherwise approved. Each entry must include a recipe or index card with the type of pet, ingredients, preparation method, and date prepared. Two (2) items may be required: one (1) for judging and one (1) for display, which will be returned to the member.

### Class Description

1. Cookies-Pet Food
2. Biscuits-Pet Food

## DIVISION 146—FOOD GIFT IN A JAR

Food index cards can be found at the back of this book, a link is provided for you to use.

Entries must be a dry, shelf-stable food mix packaged in a clean, sealed jar. Perishable ingredients are not allowed. Each entry must include a completed recipe or index card with the food name, ingredients, directions, and date prepared. All jars must be clearly labeled with the preparation date and method used. Two (2) jars are required: one (1) for judging and one (1) for display, which will be returned to the member.

### Class Description

1. Soup
2. Dessert
3. Other

## DIVISION 147—ALLERGEN/INTOLERANCE FOODS

Food index cards can be found at the back of this book, a link is provided for you to use.

Entries must be foods prepared to address a specific allergen or food intolerance (such as gluten-free, dairy-free, or nut-free). Items must follow safe food-handling practices and be clearly labeled. Each entry must include a recipe or index card identifying the allergen or intolerance addressed, a complete ingredient list, preparation method, and date prepared. Two (2) items may be required: one (1) for judging and one (1) for display, which will be returned to the member.

### Class Description

1. Gluten Free Cookies
2. Gluten Free Bread
3. Gluten Free—Other
4. Allergen Free Cookies
5. Allergen Free Bread
6. Allergen Free—Other

## GENERAL CRAFTS

**DIVISION 215 -LEATHERCRAFT JR MEMBERS** (8-13 years old)

**DIVISION 216 -LEATHERCRAFT SR MEMBERS** (14 -18 years old)

Entries will be judged on completeness, skills and workmanship.

Entries must be original leather items made by the member. Projects may be functional or decorative and should be clean, finished, and ready for display. Entries will be judged on workmanship, creativity, and overall presentation.

### Class Description

1. Belts hand tooled and/or carved, includes filigree work
2. Billfolds, and hand tooled and/or carved, complete with lacing
3. Coin purses, key cases, etc.
4. Camera cases, etc. (articles where leather has been formed)
5. Halters and bridles, breast collars, etc.
6. Leather covered articles (boxes, bases, cases, etc.)
7. Braided articles
8. Laced articles
9. Purses, briefcases, saddle bags, gun scabbards
10. Soft leather items, clothes, purses, etc.
11. Any other article



## DIVISION 217 - POTTERY/CERAMIC

All entries must be the original work of the 4-H member unless otherwise noted. Projects should be clean, finished, and ready for display.

Class	Description
-------	-------------

- |    |  |
|----|--|
| 1. | <b>Air Dried</b> – Items made from air-dry clay that do not require kiln firing.   |
| 2. | <b>Kiln Fired</b> – Items made from clay and fired in a kiln, not painted.   |
| 3. | <b>Ceramic Article – Slab Technique</b> – Hand-built items created using the slab method.  |
| 4. | <b>Ceramic Article – Coil Technique</b> – Hand-built items created using the coil method.  |
| 5. | <b>Ceramic Article – Mold Poured by 4-H Member</b> – Clay or slip poured into a mold made by the member.                                       |
| 6. | <b>Ceramic Article – Mold Purchased by 4-H Member</b> – Clay or slip poured into a commercially purchased mold.                                |
| 7. | <b>Ceramic Article – Wheel</b> – Items created on a pottery wheel by the member.   |
| 8. | <b>Ceramic Article – Free Form</b> – Items created without a mold, slab, or coil method.   |
| 9. | <b>Painted Item (Kiln-Fired) Kit</b> – Pre-made kiln-fired item painted by the member using underglazes, glazes, or other ceramic-safe paints. |

## DIVISION 218 - WOODWORKING UNIT I

All exhibits will be judged on evidence of skill involved, workmanship, completeness and functionalism.

Class	Description
-------	-------------

- |    |                         |
|----|-------------------------|
| 1. | Bench vise              |
| 2. | Nest shelf              |
| 3. | Napkin or letter holder |
| 4. | Tie rack or key holder  |
| 5. | Tool box                |
| 6. | Any other articles      |

## DIVISION 219 - WOODWORKING UNIT II, III, IV

Class	Description
-------	-------------

- |    |                        |
|----|------------------------|
| 1. | Shoe-shine or tool box |
| 2. | Pencil holder          |
| 3. | Birdhouse or feeder    |
| 4. | Cutting board          |
| 5. | Toy                    |
| 6. | Any other articles     |
| 7. | Educational exhibit    |

## DIVISION 220 - COMPUTER GENERATED GRAPHICS

Entries must be original computer-generated graphic designs created by the member. Projects may include digital artwork, logos, or graphic layouts and must be printed or displayed according to fair guidelines. Entries will be judged on creativity, design, and overall presentation.

Entries must be matted or will not be displayed; we do not want to damage the project. Entry tag must be positioned on the bottom right hand corner.

Class	Description
-------	-------------

- |    |                      |
|----|----------------------|
| 1. | Woodworking drawings |
| 2. | Building drawings    |
| 3. | Mechanical drawings  |
| 4. | Computer art         |

## DIVISION 221 - RELATED ARTS AND CRAFTS

Entries must be original arts and crafts projects created by the member that do not fit into other categories. Projects may be functional or decorative and must be clean, complete, and ready for display. Entries will be judged on creativity, craftsmanship, and overall presentation.

Class	Description
-------	-------------

- |     |                                  |
|-----|----------------------------------|
| 1.  | God's Eye                        |
| 2.  | String craft                     |
| 3.  | Tissue paper craft               |
| 4.  | Beadwork                         |
| 5.  | Paper mâché                      |
| 6.  | Plaster craft                    |
| 7.  | Tole painting                    |
| 8.  | Decoupage                        |
| 9.  | Fabric craft                     |
| 10. | Metal craft                      |
| 11. | Copper craft                     |
| 12. | Wood craft                       |
| 13. | Salt craft                       |
| 14. | Glass etching craft              |
| 15. | Stained glass craft              |
| 16. | Natural craft                    |
| 17. | Jewelry                          |
| 18. | Bread dough craft                |
| 19. | Christmas decoration craft       |
| 20. | Cloth doll                       |
| 21. | Any other doll                   |
| 22. | Other holiday craft              |
| 23. | Flower arranging (dry)           |
| 24. | Flower arranging (silk)          |
| 25. | Flower arranging (fresh)         |
| 26. | Wreath                           |
| 27. | Decorated T-Shirt (printed, etc) |
| 28. | Puzzlecraft                      |
| 29. | Duct Tape Article                |
| 30. | Resin                            |
| 31. | Diamond Craft                    |
| 32. | Other craft project not listed   |

## **DIVISION 222 - FINE ARTS**

Entries must be original works created by the exhibitor and clearly classified by type or medium. All artwork must be properly mounted on mat board or framed and include a secure hook or hanger for display.

### Class    Description

1. Oils and tempera original
2. Oils and tempera copy (partial or entire)
3. Watercolor, original
4. Watercolor, copy (partial or entire)
5. Pencil sketch, original
6. Pencil sketch, copy (partial or entire)
7. Charcoal, original
8. Charcoal copy (partial or entire)
9. Pen and ink, original
10. Pen and ink, copy (partial or entire)
11. Pastels, original
12. Pastels, copy (partial or entire)
13. Elective other than lots listed above
14. Calligraphy (any style)

## **GEOLOGY**

Display should be appropriate size for specimens. Particular emphasis will be put on proper labeling of all collection exhibits, which includes the proper name and type of specimen, date collected, locality where specimen was collected and who identified the specimen.

## **DIVISION 240 - GEOLOGY**

### Class    Description

1. Collection of 4 examples from four rock units shown on county geological map. (County refers to county where 4-H members belong to 4-H club). Included with these four examples should be the three basic kinds of rocks: Igneous, Sedimentary, and Metamorphic.
2. Rock & mineral collection. This includes rocks & minerals collected over & above those collected & exhibited in Lot 4.
3. Educational Exhibit. The 4-H member can use his or her imagination but emphasis must be educational. Exhibit should show something or should raise a question related to geology. The size of exhibit should be kept as small as possible due to limited space.
4. Rock & mineral collection, approximately 15 to 25 specimens. Label and display. Include at least 2 examples of the three main classes of rocks; as well as some ores, crystals, and fossils.
5. One other rock exhibit properly labeled. May be (a) an individual specimen, (b) standard thumb-nail box or (c) 2 to 5 rocks of one type in special display.
6. Other Geology exhibit not listed

## **GROUP EDUCATIONAL EXHIBITS**

### **DIVISION 254 - GROUP EXHIBITS**

Club entries should not be entered under a 4-H member's name, create an entry for the club.

### Class    Description

1. Project group
2. Club banner
3. Promotional poster
4. Club Booth (register via email: [mmelende@cals.arizona.edu](mailto:mmelende@cals.arizona.edu))

## **GROWING PLANTS**

4-H members enrolled in gardening projects, such as horticulture, vegetable growing and plant science, are encouraged to exhibit in this division. All plants must have been in the 4-H exhibitor's possession and growing in the container in which they are exhibited for at least 30 days.

### **DIVISION 260 - JR EXHIBITOR (8-13 years old)**

### **DIVISION 261 - SR EXHIBITOR (14-18 years old)**

### Class    Description

1. House plant - A flowering house plant grown for its flowering beauty. Must be blooming.
2. House plant - A plant grown for its foliage and/ or its vine beauty.
3. House plant - Hanging variety
4. Succulents - should be clean
5. Cactus - should be clean
6. Dish garden - at least 3 plants; should be succulents or cactus (not mixed)
7. Dish garden - at least 3 plants; any other house plants
8. Terrarium-any size. Must be covered
9. Bottle garden
10. Scenic garden
11. Container gardening - vegetables, flowers, herbs, etc.
12. Vegetable garden exhibit - 5 on a plate - onions, carrots, radishes, turnips, etc.
13. Large vegetable -1 each on a plate - cauliflower, head lettuce, squash, etc.
14. Fruits and other horticulture products - 5 on a plate - apples, nuts, etc.
15. Artistic arrangement - "Arizona Schools" Sports. All fresh material. Accessories permitted.
16. Artistic arrangement - "Palo Verde" - All foliage material
17. Artistic arrangement - "Round up time" Cowboy influence - All dried material. Accessories permitted.
18. Ornamental gardening or home beautification poster- 22"x28" poster display of before and after pictures of area beautified.
19. Growing crops - Product samples such as 6 ears of corn, 1 quart barley seed, sheaf of barley, wheat or alfalfa, as sugar beet, etc.
20. Garden services or nursery stock production—22"x28" poster showing project progress in a forceful way.

21. Educational display - A 22"x28" poster or another neat, compact display depicting some phase of the learning that has taken place in your Growing with Plants project.

## **HOME ENVIRONMENT**

### **DIVISION 165 - HOME ENVIRONMENT LEVEL I**

Any accessory made that is to be mounted on the wall must be ready to hang complete with hook.

#### Class Description

1. An accessory created by 4-H member. Attach card to identify its relationship to living area used.
2. Educational exhibit related to project learning (Level I): color, solar principles, safety in the home, etc.
3. Bulletin board made in Level I.
4. House plant center made in Level I, Home Environment.
5. Storage item made to improve the storage in your room.
6. Cushion/pillow cover made in Level I.
7. Curtains made in Level I.
8. Solar cooker made in Level I.

### **DIVISION 166 - HOME ENVIRONMENT LEVEL II**

#### Class Description

1. Accessory created for Home Environment, Level II. Attach card to identify its relationship to living area.
2. Educational exhibit related to project learning (Level I): room plans, texture, weather stripping, caulking, etc.
3. Beanbag chair
4. Shower curtain
5. Picture frame or mat
6. Comforter from sheets
7. Portable screen

### **DIVISION 167 - SELF DETERMINED PROJECTS**

This class is open to 4-H members enrolled in the Self Determined Projects - Home Environment approved by the County. On a card attached to each entry tag, identify project and state how exhibit relates to project objective.

#### Class Description

1. Exhibit of a product made in the project
2. Scrapbook, notebook, or report book showing your project learnings as well as your evaluation of the project
3. Educational exhibit related to project

## **INDUSTRIAL ARTS**

Entries must be the original work of the 4-H exhibitor and must have been completed in the current 4-H year. On the exhibit, indicate your 4-H age, number of years enrolled in the project.

### **DIVISION 225 - JR MEMBERS (8-13 years old)**

### **DIVISION 226 - SR MEMBERS (14-18 years old)**

#### Class Description

1. Welding (indicate method of welding)
2. Machining (indicate method of machining and blueprints)

3. Plasma Cutter (may be wall hanging or 3D)
4. Educational Display

## **MISCELLANEOUS & EDUCATIONAL EXHIBITS**

**Educational Exhibits:** In these exhibits the 4-H member can use his or her imagination but the emphasis must be educational. The exhibit should show something or should raise a question related to the 4-H project and subject matter. Poster exhibits no larger than 22"x 28". Demonstration Posters will be accepted. Educational exhibits are highly encouraged. Exhibits may be presented by binder, notebook, poster or display board.

### **DIVISION 245—ENVIRONMENTAL & NATURAL RESOURCES**

#### Class Description

1. Conservation
2. Ecology
3. Forestry
4. Natural Resources
5. Wildlife/Fisheries
6. Birds
7. Weather/Climate
8. Other

### **DIVISION 246—LEADERSHIP**

#### Class Description

1. Teen Leadership
2. Citizenship
3. Community Service/Improvement
4. 4-H Record Book
5. Officer Record Book
6. 4-H Promotion
7. Other Leadership Exhibits not listed

### **DIVISION 247—SCIENCE**

Exhibitors will need to have hard copies of any computer project for judging purposes. Projects should contain a report and/or log to demonstrate what was learned.

#### Class Description

1. Junior Science Project
2. Senior Science Project

### **DIVISION 248—TECHNOLOGY**

Exhibitors will need to have hard copies of any computer project for judging purposes. Projects should contain a report and/or log to demonstrate what was learned.

#### Class Description

1. 3-D Printing
2. Coding
3. Computer Programming
4. Computerized Presentation (PowerPoint, iMovie, etc.)
5. Graphic Design
6. Webpage Design
7. Other Technology project not listed



## **DIVISION 249—ROBOTICS**

Kits may be used, but must be marked kit.

Class	Description
-------	-------------

- |                          |  |
|--------------------------|--|
| 1. Junior Robotics       |  |
| 2. Senior Robotics       |  |
| 3. Robotics Club Project |  |

## **DIVISION 250—SAFETY**

Class	Description
-------	-------------

- |                                       |  |
|---------------------------------------|--|
| 1. ATV                                |  |
| 2. Automotive                         |  |
| 3. Bicycle                            |  |
| 4. Farm                               |  |
| 5. Gun                                |  |
| 6. Tractor                            |  |
| 7. Shooting Sports Safety             |  |
| 8. Shooting Sports Skills Development |  |
| 9. Water                              |  |
| 10. Other Safety project not listed   |  |

## **DIVISION 251—ANIMAL SCIENCE**

Class	Description
-------	-------------

- |   |  |
|---|--|
| 1. Veterinary Science                       |  |
| 2. Cavy                                     |  |
| 3. Poultry                                  |  |
| 4. Rabbit                                   |  |
| 5. Pigeon                                   |  |
| 6. Waterfowl                                |  |
| 7. Goats (Pygmy, Angora, Dairy)             |  |
| 8. Cattle (Dairy or Beef)                   |  |
| 9. Sheep (Wool or Market)                   |  |
| 10. Swine                                   |  |
| 11. Boer Goats                              |  |
| 12. Llamas                                  |  |
| 13. Birds                                   |  |
| 14. Cats                                    |  |
| 15. Dogs                                    |  |
| 16. Guide Dogs                              |  |
| 17. Chinchillas                             |  |
| 18. Gerbils                                 |  |
| 19. Hamsters                                |  |
| 20. Snakes                                  |  |
| 21. Fish                                    |  |
| 23. Horse / Donkey                          |  |
| 23. Other Animal Science project not listed |  |

## **DIVISION 252 - BUYER LETTER COMPETITION**

Submit a copy of your buyer's letter for judging and display.  
Should be mounted.

Class	Description
-------	-------------

- |                               |  |
|-------------------------------|--|
| 1. JR 4-H Member—Buyer Letter |  |
| 2. SR 4-H Member—Buyer Letter |  |

## **DIVISION 253 –MISCELLANEOUS**

Class	Description
-------	-------------

- |  |  |
|--|--|
| 1. Aerospace                             |  |
| 2. ATV                                   |  |
| 3. Commodity marketing                   |  |
| 4. Consumer education/buying             |  |
| 5. Creative Writing                      |  |
| 6. Dairy foods                           |  |
| 7. Food conservation and safety          |  |
| 8. Gardening/Nutrition                   |  |
| 9. Health                                |  |
| 10. Home environment                     |  |
| 11. Language                             |  |
| 12. Lapidary                             |  |
| 13. Model cars                           |  |
| 14. Public speaking                      |  |
| 15. Science technology                   |  |
| 16. Small engines                        |  |
| 17. Tobacco Prevention                   |  |
| 18. Tractor                              |  |
| 19. Other project or activity not listed |  |

## **PHOTOGRAPHY**

Exhibitor entries must be the original work of the 4-H exhibitor and must have been taken within a year (April-March of the current year). Any photo manipulated or cropped must include an original 4x6.

Behind the exhibit indicate your 4-H age, number of years enrolled in photography, camera used, and whether prints/enlargement was printed by you or by a photo lab/shop.

Entries must be matted or will not be displayed; we do not want to damage the print. Entry tag must be positioned on the bottom right hand corner.

Mat board and poster board may be used; exhibits with multiple prints are to be mounted on 16"x20" board. All other entries may not exceed a 2" border (ex.: 3"x5" matted on 5"x7" or an 8"x10" matted on 10"x12").

## **DIVISION 200 - FIRST YEAR**

Class	Description
-------	-------------

- |  |  |
|--|--|
| 1. A poster displaying one picture of each of the 5 types of subjects (buildings, landscaping, people, animals or birds, and candid pictures with which you have become acquainted in your photography project). |  |
| 2. A poster displaying 5 pictures of a building or structure   |  |
| 3. A poster displaying 5 pictures of landscaping   |  |
| 4. A poster displaying 5 pictures of people  |  |
| 5. A poster displaying 5 pictures of animals or birds (still)  |  |
| 6. A poster displaying 5 candid pictures   |  |
| 7. Close up photo of person or pet (camera to subject distance   |  |

- of 4 to 5 feet)
- 8. Trick photo
- 9. "4-H photo", showing 4-Hers at work on 4-H projects/activities
- 10. Any other (limited to 8 entries)
- 11. Educational exhibit

#### **DIVISION 201 - SECOND YEAR**

Class	Description
1.	Poster
2.	Building or structure
3.	Landscaping
4.	People
5.	Animals or birds
6.	Still photography
7.	Candid pictures
8.	Close up photo
9.	Action photo
10.	Photo illustrating good composition
11.	3 Photos of the same subject: 1 taken in bright sun, 1 taken in open shade and one taken in artificial light.
12.	3 Photos of the same subject: 1 using front lighting, 1 using side lighting, 1 using back lighting.
13.	2 Photos of the same subject illustrating (1) great and (2) shallow depth of field.
14.	"4-H photo", showing 4-Hers at work on 4-H projects/activities.
15.	Any other (limited to 8 entries)
16.	Educational exhibit

#### **DIVISION 202 - THIRD YEAR**

Class	Description
1.	Landscape photo
2.	Building or structure photo
3.	Animal or bird photo
4.	People photo
5.	Still photography
6.	"4-H photo", showing 4-Hers at work on 4-H projects/activities.
7.	3 Existing light photos
8.	2 Photos using special effects
9.	Photo illustrating a creative interpretation of a common place subject.
10.	5 Best color or black and white slides mounted as a group so light can show through.
11.	1 composite story of 10 to 30 photos in a Power Point Layout
12.	Any other (limited to 8 entries)
13.	Educational exhibit
14.	Photo generated from a digital camera

#### **DIVISION 203 - FOURTH YEAR**

Class	Description
1.	Landscape photo
2.	Building or structure photo
3.	Animal or bird photo
4.	People photo
5.	Still photography
6.	4-H photo, showing 4-Hers at work on 4-H projects/activities.
7.	3 Existing light photos.
8.	2 Photos using special effects
9.	Photo illustrating a creative interpretation of a common place subject.
10.	5 Best color or black and white slides mounted as a group so light can show through.
11.	1 composite story of 10 to 30 photos in a Power Point layout.
12.	Any other (limited to 8 entries)
13.	Educational exhibit
14.	Photo generated from a digital camera

#### **DIVISION 204 - FIFTH - NINTH YEAR**

Class	Description
1.	Landscape photo
2.	Building or structure photo
3.	Animal or bird photo
4.	People photo
5.	Still photography
6.	"4-H photo", showing 4-Hers at work on 4-H projects/activities.
7.	Photo generated from a digital camera
8.	5 Best color or black and white slides mounted as a group so light can show through.
9.	Educational exhibit
10.	"HOW TO PRODUCE A SLIDESHOW" Slide show not to exceed 80 photos with text.
11.	"DARKROOM TECHNIQUES" showing: Portrait with lighting set up by 4-H member.
12.	Special effects
13.	Portfolio of 5 photos developed and printed by exhibitor (label each).
14.	"Advanced Photography Techniques" Movie or Video tape
15.	News photo with identifications and cutlines
16.	Portfolio of 10 or more of your best photos (label each)
17.	Portrait
18.	Any Other (limited to 8 entries)

#### **DIVISION 205 - Special Classes**

Class	Description
1.	Black & White
2.	Sepia Tone
3.	Panoramic (matted on hard surface no border minimum)
4.	4-H Photo Album (1st year album, 25 photos min. and add additional of 5 min. per year).

## **QUILTING**

### **DIVISION 120 - HAND QUILTING (Machine Assembled)**

Class	Description
-------	-------------

- |    |               |
|----|---------------|
| 1. | Applique      |
| 2. | Pieced        |
| 3. | Patchwork     |
| 4. | Made by group |
| 5. | Embroidery    |
| 6. | Pre-stamped   |
| 7. | Other         |

### **DIVISION 121 - HAND QUILTING (Hand Assembled)**

Class	Description
-------	-------------

- |    |               |
|----|---------------|
| 1. | Applique      |
| 2. | Pieced        |
| 3. | Patchwork     |
| 4. | Made by group |
| 5. | Embroidery    |
| 6. | Pre-stamped   |
| 7. | Other         |

### **DIVISION 122 - MACHINE QUILTING**

Class	Description
-------	-------------

- |    |                |
|----|----------------|
| 1. | Applique       |
| 2. | Pieced         |
| 3. | Patchwork      |
| 4. | Embroidery     |
| 5. | Tricot         |
| 6. | Made by group  |
| 7. | Theme quilt    |
| 8. | Design printed |
| 9. | Other          |

### **DIVISION 123 - TIED QUILT**

Class	Description
-------	-------------

- |    |                |
|----|----------------|
| 1. | Applique       |
| 2. | Pieced         |
| 3. | Patchwork      |
| 4. | Embroidery     |
| 5. | Tricot         |
| 6. | Made by group  |
| 7. | Theme quilt    |
| 8. | Design printed |
| 9. | Other          |

### **DIVISION 124 - BABY BLANKETS & QUILTS**

Class	Description
-------	-------------

- |    |               |
|----|---------------|
| 1. | Applique      |
| 2. | Pieced        |
| 3. | Patchwork     |
| 4. | Embroidery    |
| 5. | Tricot        |
| 6. | Made by group |
| 7. | Theme quilt   |

8. Design printed
9. Other

### **DIVISION 125 - QUILTED ACCESSORIES**

Class	Description
-------	-------------

- |    |                       |
|----|-----------------------|
| 1. | Household accessories |
| 2. | Wall hanging          |
| 3. | Holiday decorations   |
| 4. | Clothing              |
| 5. | Framed picture        |
| 6. | Other                 |

## **SEWING**

Entries consisting of more than one piece must be securely fastened together.

- Beginner Sewer (1-3 years)
- Intermediate Sewer (4-6 years)
- Advanced Sewer (7 years and above)

All members are allowed to sew any project, however if an Advanced Sewer chooses to enter Division 100—Class 1, Bookbag or Totebag, they will need to enter it in Division 105 or 107, any other item.

### **DIVISION 100 - BEGINNING SEWING**

#### UNIT I

Class	Description
-------	-------------

- |    |   |
|----|---|
| 1. | Bookbag or Totebag                              |
| 2. | Hemmed dishtowel                                |
| 3. | Patchwork pillow                                |
| 4. | Pincushions                                     |
| 5. | Apron   |
| 6. | Skirt with elastic casing                       |
| 7. | Chef's apron                                    |
| 8. | Any other item using techniques learned         |
| 9. | Educational exhibit related to project learning |

### **DIVISION 101 - BEGINNING CLOTHING**

#### UNIT II

Class	Description
-------	-------------

- |    |   |
|----|---|
| 1. | Backpack  |
| 2. | Vest  |
| 3. | Shorts with elastic casing                      |
| 4. | Shorts with stitch "n" stretch elastic          |
| 5. | Pants with elastic casing                       |
| 6. | Blouse with facings, no collar                  |
| 7. | Any other garment using techniques learned      |
| 8. | Educational exhibit related to project learning |

### **DIVISION 102 - BEGINNING CLOTHING**

#### UNIT III

Class	Description
-------	-------------

- |    |                                |
|----|--------------------------------|
| 1. | Dress with facings and zipper  |
| 2. | Jumper with facings and zipper |
| 3. | Fitted shorts, pants or skirt  |
| 4. | Knit shirt                     |



5. Knit shorts
6. Any other knit garment
7. Any other garment using techniques learned
8. Educational exhibit related to project learning

### **DIVISION 103 - INTERMEDIATE CLOTHING**

#### Class    Description

1. Blouse with buttons, buttonholes, interfaced collar, and set in sleeves
2. Shirt with yoke, and buttons or snaps
3. Skirt with zipper and waistband
4. Shorts with zipper and waistband
5. Pants with zipper and waistband
6. Vest or jacket
7. Best dress
8. Dress shirt or dress blouse
9. Item or garment using serger techniques for construction
10. Item or garment using serger techniques for decorative purpose
11. Any other garment using techniques learned
12. Educational exhibit related to project learning

### **DIVISION 104 - INTERMEDIATE CLOTHING, CREATE YOUR OWN**

#### Class    Description

1. Wool garment
2. Denim garment
3. Swimwear
4. Sleep wear using tricot
5. Garment using quilted fabric, poly-fill or down
6. Garment sewn with suede cloth
7. Garment sewn with vinyl
8. Item or garment made of imitation fur
9. Garment sewn w/party dress fabric including satin or velvet
10. Any other garment using techniques learned
11. Educational exhibit related to project learning

### **DIVISION 105 - ADVANCED CLOTHING**

#### Class    Description

1. Tailored jacket with pocket flaps
2. Lined skirt
3. Pants with fly opening
4. Any other garment using skills learned in years 1 through 8
5. Educational exhibit related to project learning

### **DIVISION 106 - CLOTHES FOR THE HORSE PROJECT**

Attach a card stating name of item, fabric content and directions for the care of the item.

#### Class    Description

1. Leg Wrap or Mane Tamer
2. Pad, Saddle Cover, Blanket or Cooling Sheet
3. Other item
4. Education exhibit related to project

### **DIVISION 107 - FUN CLOTHING ANY FABRIC**

#### Class    Description

1. Hat or Cap
2. Socks
3. Shoes
4. Blouse
5. Jumper
6. T-Shirt
7. Skirt
8. Shorts
9. Pants
10. Dress
11. Jumpsuit
12. Vest
13. Jacket
14. Skort
15. Any other item



# 4-H Contest & Events

## SUPERINTENDENTS

JENNIE TREADWAY & ERIK SCHROEDER

**PLEASE NOTE:** To ensure timely commencement of contests and events, all participants are required to check-in at the 4-H Building (Bldg. 2) 15 minutes prior to the start of each contest. Contests and events will strictly begin on schedule, without any exceptions.

### 4-H CLUB BOOTH DECORATING CONTEST

A 4-H booth provides an opportunity for club members to showcase their hard work and efforts to the public. Each community club can reserve ONE club booth space before **March 1<sup>st</sup>** via email to [mmelende@cals.arizona.edu](mailto:mmelende@cals.arizona.edu).

Club booth setup is scheduled for **March 14<sup>th</sup>**, during Fair Clean Up Day from **8:00 a.m.- 12:00 p.m.** Alternatively, you may choose to set up your club booth on **March 16<sup>th</sup>** from **9:00 a.m.– 1:00 p.m.** during project receiving. **Note:** No work on club booths can be carried out after **March 16<sup>th</sup>** at **1:00 p.m.** The allocated space measures approximately 8'x8'. Feel free to utilize banners, signs, educational displays, and other creative elements to showcase what your club cherishes about 4-H to the visiting public. Every booth will undergo judging, and awards will be displayed on the respective booths.

#### **RULES:**

1. **Theme** (see “Welcome Letter”): Booth decorations can align with the designated theme for the event or represent your club’s name, moto, projects, or members. Please make sure all decorations are 4-H appropriate.
2. **Safety:** All decorations should prioritize safety, ensuring they pose no harm to participants or visitors.
3. **Size Limits:** Booth size is approximately 8x8 with a 8 ft table in the space and 2 picket fences providing your sides. Decorations should not exceed the specified dimensions to maintain a fair and uniform display area.
4. **No Obstructions:** Ensure that booth decorations do not obstruct neighboring booths or pathways.
5. **No Electricity** is provided.

#### **GOALS:**

1. **Creativity:** Encourage clubs and 4-H members to showcase their creativity and innovation in booth design and decoration.
2. **Engagement:** Aim for booth decorations that captivate and engage visitors, fostering a positive and interactive experience.
3. **Theme Interpretation:** Promote a clear and thoughtful interpretation of the event theme or 4-H through booth decorations.
4. **Community Spirit:** Foster a sense of community spirit by encouraging collaboration, participation, and teamwork among the 4-H Club members.

#### **GUIDELINES:**

1. **Materials:** Utilize environmentally friendly and sustainable materials for both decorations where possible.
2. **Visibility:** Ensure that key information, such as the 4-H Club name and purpose, is prominently displayed and easily visible.
3. **Balance:** Strive for a well-balanced visual appeal, combining colors, textures, and elements harmoniously.
4. **Judging Criteria:** Booth scoring based on:
  - General Appearance (20)
  - Power to Attract & Hold Attention (20)
  - 4-H Member participation (youth projects, decorations, etc.) (20)
  - Effective use of 4-H signs: Club Name, Advisors, Members, 4-H Pledge, Motto, or Theme (20)
  - Creativity and use of Materials (20)
5. **Setup and Breakdown:** Club booth setup is scheduled for **Saturday, March 14<sup>th</sup>** and on **Monday, March 16<sup>th</sup>** (see above). Breakdown of club booths and projects can begin no earlier than **Sunday, March 22<sup>nd</sup>** from **1:00 p.m. - 2:00 p.m.** Any objects not removed between **9:00 a.m. - 11:00 a.m.** on **March 23<sup>rd</sup>** may be disposed of. The 4-H office is not responsible for items left after the ‘break down’.

A 4-H booth serves as a platform for club members to proudly exhibit their dedicated and hard work to the public, sharing the fruits of their efforts with a broader audience.

# 4-H Contest & Events

## DIVISION 606 - 4-H CLOVERBUDS BETTA FISH SHOW & TELL (03/18/2021 @2:30 PM)

Join us for this year's Betta Fish Show & Tell! Betta fish and small, transportable viewing tanks will be provided. If you would like to display your own fish, please bring it in a transportable container decorated however you choose. Tables will be set up at the fair for display.

### **CLOVERBUD PARTICIPATION (AGES 5–7)**

All members ages 5–7 must enter their exhibit as a **Cloverbud**, even if they are enrolled in a regular project. Cloverbud exhibits are **non-competitive**, and all participants will receive a **participation ribbon**.

Cloverbud judging is a **Show & Tell** experience rather than a critique. The goal is to help Cloverbuds build confidence by talking about their project and answering questions from a judge in a supportive setting.

### **INTERVIEW / PRESENTATION GUIDELINES**

Each interview or presentation will last **5–10 minutes** and will include:

#### **Presentation Topics**

- Introduce Yourself & Club Name
- The name of your fish
- Tell us about your fish
- Your fish tank setup
- What you have learned from this project

#### **Interview Portion**

- A few age-appropriate questions selected by the judges

#### **DISPLAYING FISH AT THE SHOW**

- A small plastic viewing tank will be provided (5½" x 3½" x 4½")
- Clear plastic cups for transporting Betta fish will be available for pickup at the Extension Office beginning **March 6, 2026**

We look forward to seeing our Cloverbuds share their fish and proudly talk about what they've learned!

## DIVISION 400 - FAMILY QUIZ BOWL (TEAMS OF 4) (03/18/2026 @3:30 PM)

Teams of 4, 4-H Members will compete in a general 4-H, knowledge Quiz Bowl style competition. For instance, a junior team may have 4 junior members from different clubs, and/or different species. All members must be in good standing with their clubs. The winning team will be the champion Quiz Bowl Team.

Pre-entry required, bring your family to the 4-H Bldg. 2.

### Class Description

1. Junior Member Family (8-13 years old)
2. Senior Member Family (14-18 years old)

## Division 600 - Public Speaking, Demonstration & Creed (03/18/2026 @4:30 PM)

### GENERAL RULES

- Contestants shall be in official 4-H dress/business casual.
- Participants will be asked questions directly to their presentation. Questions will be formulated by the event judges.
- Event officials will randomly determine the speaking order.
- Only the judge(s) may ask questions of the contestant. Question time will not be counted in the allotted time. Contestant should repeat the question then answer it.
- Participants will be scored on their general appearance, projection to the audience, voice control, pronunciation and enunciation, accuracy, overall presentation and answers to questions.
- A public address system will not be used, but a podium will be provided which may or may not be used.
- Ties will be broken by judges.
- Only videography or pictures of your contestant is allowed. All participant speeches may be filmed or photographed by contest officials with individual consent.
- Guests and parents will be allowed to view the contest. However, any contestant competing in Creed Speaking, regardless of age group, will not be allowed into the contest room. If a contestant is present in the contest room at any time, that contestant will be disqualified.

### AWARDS

Danish System will be used, which is based on exhibiting a quality project as determined by the judge.

**Public Speaking**—Participants are to speak on any 4-H theme / topic they choose. Criteria for judging includes content, organization, poise, and effectiveness.



# 4-H Contest & Events

**Demonstration**—Participants can do team or individual demonstrations. Participants will be judged on both their presentation and actual demonstration. The demonstration should consist of an introduction, body of information, explanation and demonstration of techniques, equipment as appropriate, and a summary. The team demonstration consists of two members within the same division (Jr./Sr.).

**Creed**—The purpose of the Creed Speaking Contest is to develop the ability of members to demonstrate their interpretation and self-expression of the 4-H Creed.

- Member will present the National 4-H Creed completely from memory.
- Each participant shall begin the presentation by stating "The National 4-H Creed." Each participant shall end the presentation with the statement, "... dedicate my efforts to their fulfillment. Thank you." Additional introductory or concluding remarks will be penalized.
- The event will be a timed activity with two minutes for presentation. After two minutes, participants will be penalized 1 point for each 15 seconds over time.
- One point will be deducted for each added or deleted word. A reader, other than the judge(s), will be used to check the wording and determine mistakes.
- A contestant may ask for the next word to be given to them, by stating "Word", but an additional point will be deducted, making that one word a deduction of 2 points.
- The contestants will be held in a holding room during other contestant presentations.
- Contestants will be brought into the competition room by a contest volunteer to give his/her presentation and questions. The contestant will then be returned to the holding room for the duration of the contest.
- Any contestant speaking about the competition in the holding room will be disqualified.

## Class    Description

1. Junior (8-13 years old) - Public Speaking
2. Senior (14-18 years old) - Public Speaking
3. Junior (8-13 years old) - Demonstration
4. Senior (14-18 years old) - Demonstration
5. Junior (8-13 years old) - Creed
6. Senior (14-18 years old) - Creed



## DIVISION 312 - LIVE CAKE DECORATING CONTEST

(03/19/2026 @1:00 PM)

The live cake decorating contest is a competitive event for members working on food and cake decorating projects.

The contest will allow 4-H members to demonstrate techniques learned in cake decorating. Each contestant will decorate a cake or Styrofoam cake (dummy cake) form using appropriate skills.

The contest will be **45 minutes long**. All equipment and materials used in the contest will be supplied by the contestant, and all decorations for their cake must be prepared on-site.

## Special Requirements

1. Entries must be submitted on a sturdy footed board (a board with feet glued underneath to make it high enough so it can be picked up [1/2"] – i.e. using marbles, soda bottle caps, etc.) that is covered with foil, plastic, or nontoxic decorative covering. Floral wires may not be inserted directly into cake. For health reasons, the technique of ribbon insertion (fabric inserted into a cut in the cake surface) is prohibited. Ribbons may be used to decorate the edge of the cake board. Dummy cakes or real cakes may be used, however, if dummies are used, it must be possible to reproduce the item using real cake.
2. Each entry must be solely the work of the entrant. Styrofoam cake forms, and character or pattern cake pans may be turned upside down and decorated. When you pick up your ribbon, you will get your pan back.
3. Cakes may be covered in buttercream, royal icing, pastillage, gum paste, marzipan, or rolled fondant. Cakes covered in fondant will be judged at a higher level than cakes covered in icing. No artificial or commercial decorations are permitted unless specified. Wire stamens, Styrofoam rose centers, floristry tape, and thread are permitted for sugar flowers only. Edible support, colors, and dusts are permitted.
4. Only the artistic expression and execution will be judged for the decorated cakes and cake molds.
5. On the back of your exhibitor card you are required to write the decorating tip numbers used, decorating techniques, and frosting colors for each entry and describe the base for the decorated item (Styrofoam base, cake, or cake pan).
6. Entries will also be divided and judged according to Junior and Senior members.

## Class    Description

1. Junior (8-13 years old)
2. Senior (14-18 years old)

# 4-H Contest & Events

## DIVISION 601 - LIVE CHOPPED CONTEST—MAIN DISH

(03/19/2026 @4:30 PM)

Show off your cooking skills in this challenge!

Contestants must apply their creativity, food preparation, food safety, and leadership skills to prepare a recipe—and then present their finished dish to a panel of judges.

Each participant will bring their own ingredients, pots, pans, utensils, cutting board, and dishes—everything needed to prepare, cook, and display their dish. 4-H will provide:

- A prep station
- ½ of an 8' table (4' of preparation space)
- 1 double burner
- The following mandatory ingredients:
  - ⇒ Canned Chickpea
  - ⇒ Vienna Sausage
  - ⇒ Zucchini

The finished dish **must include all mandatory ingredients**, or the participant will be disqualified.

The contest is **45 minutes long**. Each contestant has up to 45 minutes to prepare, cook, and plate their dish, using only the provided double burner. The use of any other appliances is not permitted.

Recipes must be submitted to **Jennie Treadway** at [jennietreadway@arizona.edu](mailto:jennietreadway@arizona.edu) by **March 8<sup>th</sup>**.

### Class Description

1. Junior (8-13 years old)
2. Senior (14-18 years old)

## DIVISION 314 - STEM LEGO CHALLENGE

(03/20/2026 @2:00 PM)

**Objective:** Participants will engage in a STEM LEGO Mystery Challenge Card competition where creativity, problem-solving, and innovation will be key components. The challenge cards will present various tasks and scenarios that individuals must interpret and construct using LEGO bricks. **Materials:** Each participant will receive a kit of LEGO bricks to use during contest. LEGO bricks must only be used from the provided kit.

**Challenge Cards:** Challenge cards will be distributed at the start of the challenge. Each challenge card will contain a different mystery scenario or task to be constructed using LEGO bricks. There will be no trading or switching challenge cards once they are selected.

**Competition Format:** The contest will be held in 2 different heats (based on entries): Jr 4-H member (8-13) and Sr 4-H member (14-18).

A first and second place winner will be chosen in the Jr 4-H member, Sr 4-H member categories (based on entries).

Jr. 4-H members will be given 30 minutes and Sr 4-H members will be given 45 minutes to design and construct their models. Individuals must complete their construction within the given time frame. At the end of the given time frames, members will present their completed builds to the judges.

### Judging Criteria:

- Individuals will be judged on creativity, accuracy, and presentation.
- Creativity: Innovative use of LEGO bricks and interpretation of the challenge.
- Accuracy: How well the constructed model aligns with the challenge card instructions.
- Presentation: Individuals must present their completed constructions clearly and concisely to the judges.

**Scoring:** Judges will score each individual based on the judging criteria. At the end of each presentation, judges will tally their scores. The individual with the highest score at the end of the competition will be declared the winner and will earn a prize.

### Class Description

1. Junior Member (8-13 years old)
2. Senior Member (14-18 years old)

## DIVISION 605 - LIVE TRASH TO TREASURE CONTEST

(03/20/2026 @4:00 PM)

Introducing the 3<sup>rd</sup> Annual Trash to Treasure Art Contest, where participants are challenged to turn waste into wonder! **This year's theme is Cardboard Creations**, encouraging artists to transform cardboard into imaginative and meaningful works of art.

Using recycled and discarded materials, youth will explore art, conservation, and reuse through hands-on creation. Artists will be provided with a variety of cardboard materials to design and build their own original masterpiece. A selection of cardboard cutting tools and supplies for securing pieces together—including tape and hot glue—will also be provided.

Artwork may be created in 2D or 3D using items typically

# 4-H Contest & Events

considered trash. The goal of the contest is to creatively demonstrate how discarded materials can be repurposed into sustainable, useful, and enjoyable creations.

- 2D: Painting, collage, or other pieces that may be hung from a wall.
- 3D: Sculpture, model, or other piece that is freestanding.
- Artwork must be 4-H appropriate and free of any vulgar, obscene or otherwise inappropriate words, phrases or imagery.

Submissions will be judged based on the following criteria: originality and creativity, material usage, and verbal presentation of the finished product.

The contest will be held in 2 different heats (based on entries): Jr 4-H members (8-13) and Sr 4-H members (14-18) A first and second place winner will be chosen in the Jr 4-H member, Sr 4-H member categories (based on entries).

All winners will also have their art piece, artist bio, and piece description highlighted on the Pinal County Cooperative Extension Website and Newsletter.

Materials: The available waste materials may include but are not limited to cardboard shipping boxes, display boards, cereal boxes, and more. Glue, scissors, and tape will also be provided.

Time Frame: Jr. 4-H members (8-13) will have 35 minutes to start and complete their project and Sr 4-H members (14-18) will have 45 minutes to start and complete their project. Verbal presentation and judging to be completed after time completion.

Ownership and Disposal: Participants retain ownership of their artworks. Artworks will be displayed in a designated area during the remainder of the fair. After the completion of the fair, participants must collect their pieces by March 23<sup>rd</sup> no later than 11:00 a.m. Artworks not collected within the given timeframe may be disposed of by the organizers.

Verbal Presentation: Participants must provide a brief description of their artwork, including details about the recycled materials used and their significance to the piece. A "piece description" form will be provided to each participant to fill out at the conclusion of the building process to help the participant prepare for the verbal presentation. This form will be used to provide information on the website and newsletter publications for the winners.

## **DIVISION 602 - FASHION REVUE**

**(03/20/2026 @6:00 PM)**

Fashion Revue is an event where 4-H'ers model an outfit for judges that they either bought or made in a 4-H conference judging setting. The 4-H'ers participate in conference judging to determine what knowledge they have in relation to their project, as well as evaluate the general appearance, design, workmanship, and/or techniques used in the outfit.

The fashion revue is a runway fashion show that allows those in attendance to view a clothing project on the 4-H'er that they either made or purchased during the past year. The focus is "the outfit on the member". Evaluators look at the choices each member has made, their skill in selection and/or construction as they relate to fit and outside appearance. The clothing is not evaluated separately "on the hanger".

The judging process allows 4-H'ers the opportunity to:

- Build self-confidence and poise by developing an understanding of "self" which aids in the selection and making of clothing that is becoming and expressive of one's personality.
- Develop skills in planning, selecting, and making becoming clothing for different occasions.
- Select appropriate, stylish accessories, and model with confidence a garment to meet your wardrobe needs.
- Develop good posture and grooming habits.
- Acquire knowledge and skills in planning, presenting, and participating in Fashion Revue.

Fashion Revue is a combination of an oral presentation, modeling of the garment, and response to questions from the judges. The contest will be broken into 2 parts: personal interview and fashion revue modeling.

- 4-H Fashion Revue is open to all 4-H youth members regardless of project enrollment.
- The Fashion Revue entry will reflect the member's work. For both categories, the outfit must be created, coordinated and modeled by the 4-H member participant.
- Members may only enter in one category for the Revue.

Fashion Revue Categories:

- Constructed/Made- Garments are sewn and modeled by the exhibitor, not constructed for someone else. The outfit must contain at least one constructed garment.
- Bought/Purchased- The maximum expenditure limit is \$40.00 for the entire outfit, including shoes, but not sales tax. Sources may include thrift stores, garage sales, consignment shops, flea markets, markdowns at retail stores, etc.

# 4-H Contest & Events

## Class Description

1. Junior—Constructed/Made (8-13 years old)
2. Junior—Bought/Purchased (8-13 years old)
3. Senior—Constructed/Made (14-18 years old)
4. Senior—Bought/Purchased (14-18 years old)

Contestants will meet for a personal interview with the judges. During the interview, the contestants will be judged on their oral presentation skills, the content of their oral presentation, the appearance of outfit/garment, and questions from the judges. During the interview, contestants will have the opportunity to provide an oral presentation in front of the judges.

The presentation should be in the following format:

- Name, club name, age
- One-two minutes or less presentation about their 4-H Clothing and Textiles project.

⇒ This oral presentation can include information

- \* About the garment being modeled
- \* Learning experiences
- \* Activities within the clothing and textiles project
- \* Future project/personal plans
- \* Any other information related to their 4-H career

Contestants will participate in a public fashion show where they will have an opportunity to model in a way to showcase their outfit/garment. Judges will score the contestants on their modeling skills. All contestants will be required to introduce themselves during the public fashion revue.

Judging—Based on the Fashion Review Evaluation Form.

- 20% - oral presentation
- 20% - content of oral presentation
- 20% - appearance of garment
- 20% - responses to judge's questions
- 20% - modeling

## 4-H SATURDAY STEAM SPECTACULAR

(03/21/2026 @11:00AM-3:00 PM)

Come and be a part of multiple exciting hands-on experiences that delve into Science, Technology, Engineering, Arts, and Math (STEAM). Join us every hour on Saturday, March 16<sup>th</sup>, at the fair, starting at the top of each hour. Discover engaging activities showcased in the 4-H building. The fun is endless – don't miss out!

You can find details about all of the activities, including their scheduled times and specific descriptions, posted in the 4-H building at the start of the fair.

## DIVISION 607 - 4-H NAILED IT! CHALLENGE

(03/21/2026 @2:30 PM)

The 4-H Nailed It! Challenge encourages creativity, problem-solving, and a sense of humor by challenging youth to recreate a food item, **as closely as possible**—knowing perfection is not required! The focus is on effort, creativity, and learning through fun.

***Remember: A "fail" with great effort can still earn a high ribbon!***

## Class Description

1. Junior Member (8-13 years old)
2. Senior Member (14-18 years old)

**Eligibility:** Open to enrolled 4-H members. Judged by age division.

## **Requirements:**

- Participants will receive a reference example.
- Youth must recreate the item using **provided materials** or approved materials listed in advance.
- Work must be completed individually unless designated as a team event.

## **Judges will consider:**

- Similarity to the original (effort to match shape, color, or design)
- Creativity & problem-solving
- Use of materials
- Effort and craftsmanship
- Positive attitude & willingness to try

See flyer for more information.

## DIVISION 608 - 4-H CUPCAKE WARS

(03/21/2026 @4:00 PM)

**Cupcake Wars** is a fun and engaging 4-H culinary arts competition where youth showcase their creativity, decorating skills, and presentation abilities. Participants are challenged to decorate cupcakes based on themed rounds, using their own designs and techniques, while working within a set time limit. This hands-on event encourages creativity, confidence, and friendly competition in a supportive 4-H environment.

***Participation is limited to 12 youth per division.***

## Class Description

1. Junior Member (8-13 years old)
2. Senior Member (14-18 years old)



# 4-H Contest & Events

## COMPETITION FORMAT

- Each participant will decorate **12 cupcakes**, consisting of **4 cupcakes per theme**.
- Youth will be provided with **12 unfrosted cupcakes**:
  - ⇒ 4 vanilla
  - ⇒ 4 chocolate
  - ⇒ 4 strawberry

## TIME & SETUP

- Participants will have **45 minutes** to frost, decorate, and prepare their cupcake display prior to judging.
- Electricity will not be available**; all decorating must be completed without powered equipment.

## SUPPLIES

- Participants are responsible for bringing all decorating supplies, including but not limited to:
  - ⇒ Frosting, fillings, food coloring, fondant, sprinkles, and decorations
  - ⇒ Decorating tools, bowls, spatulas, and any other necessary equipment
- Decorations may be homemade or commercially purchased.*

## JUDGING & PRESENTATION

- Each participant will present **one cupcake to each judge** (three total).
- The fourth cupcake from each theme will be used for display and may be shared at the conclusion of the competition.

See flyer for more information.

## 4-H ROCKET SHOW & DRONE CHALLENGE

**APRIL 4, 2026 @ 9:00 AM, MARICOPA AGRICULTURAL CENTER**

See flyer in this book for more information.

Exhibitors will be responsible for transporting their rockets to and from the launch site—pack the rocket securely.

Rocketeers will be loading their own rockets for the launch. Rocketry Coordinator will provide wadding and igniters. Any rockets not prepped for Launch will not be eligible for the launch.

Only Fifth year homemade rockets can use D engines. If your rocket is store bought and you are not in your fifth year of Rocketry you will not be able to participate in the rocket launch.


- 1<sup>st</sup> year Rocketeers-A grade booster stage engines
- 2<sup>nd</sup> year Rocketeers-B grade booster stage engines
- 3<sup>rd</sup> year Rocketeers-C grade booster stage engines
- 5<sup>th</sup> year homemade rockets will need to use C or D engines

Single stage rockets only, two stage will not be eligible for launch.



# 4-H CLUB

# Booth Design CHALLENGE



## What is a Club Booth?

A 4-H Club Booth is a fun opportunity for club members to **showcase their hard work, projects, and club spirit** to the public.

## Rules...

Please refer to the **Fair Exhibitor Handbook** for complete rules.

## Goals...

- Creativity
- Engagement
- Theme Interpretation
- Community Spirit

## Club Booth Setup

- **Primary Setup:** March 14, 2026, during Fair Clean-Up Day, 8:00 a.m. – 12:00 p.m.
- **Alternative Setup:** March 16, 2026, during project receiving, 9:00 a.m. – 1:00 p.m.

**Important:** No work on club booths may be done after March 10, 2026, at 1:00 p.m.

- Booth space is approximately **8' x 8'**.
- Be creative! Use **banners, signs, educational displays, and other elements** to highlight what your club values about 4-H.
- Each booth will be **judged**, and awards will be displayed on the respective booths.

## Reservation

- Each **Community Club Leader** must reserve **ONE club booth space** via email to: **Maria Melendez – [mmelende@cals.arizona.edu](mailto:mmelende@cals.arizona.edu)**
- **Reservation deadline:** March 1, 2026



THE UNIVERSITY OF ARIZONA  
**Cooperative Extension**  
Pinal County

The University of Arizona is an equal opportunity provider.  
Learn more: [extension.arizona.edu/legal-disclaimer](https://extension.arizona.edu/legal-disclaimer).

# 4-H CLOVERBUDS



# Betta Fish

## SHOW & TELL

The Betta Fish Show & Tell is a fun, educational experience designed to give youth the opportunity to share what they have learned about caring for Betta fish.

Participants will display their fish and talk with a judge about their project in a relaxed, supportive setting. Rather than being critiqued, youth will “show and tell” by explaining their fish, tank setup, and what they learned throughout the project.

The emphasis is on building confidence, communication skills, and pride in their work while enjoying a hands-on learning experience at the fair.

### CLOVERBUD PARTICIPATION (AGES 5–7)

All members ages 5–7 must enter their exhibit as a **Cloverbud**, even if they are enrolled in a regular project. Cloverbud exhibits are **non-competitive**, and all participants will receive a **participation ribbon**.

### DISPLAYING FISH AT THE SHOW

- A small plastic viewing tank will be provided (5½" x 3½" x 4½")
- Clear plastic cups for transporting Betta fish will be available for pickup at the 4-H Office beginning

We look forward to seeing our Cloverbuds share their fish and proudly talk about what they've learned!

**Show & Tell: March 18, 2026 at 2:30pm**




**REGISTER TODAY!**  
Division 606



THE UNIVERSITY OF ARIZONA  
**Cooperative Extension**  
Pinal County

The University of Arizona is an equal opportunity provider.  
Learn more: [extension.arizona.edu/legal-disclaimer](https://extension.arizona.edu/legal-disclaimer).





# PLAY and LAUGH

## 4-H Family Quiz Bowl

**PRE-ENTRY REQUIRED**

DIVISION 400

**MARCH 18TH, 2026**

**3:30 PM - 4:30 PM**

Get ready for a fun filled 4-H Jeopardy! A challenge for all 4-H members and their families! Test your general 4-H knowledge in a fast paced, Jeopardy style quiz bowl, where teamwork and quick thinking rule the day. Junior teams may include up to four junior members from different clubs and/or different species and family members are welcome to join the team, too! All participants must be in good standing with their clubs. Bring your 4-H spirit, cheer on the competition, and see who will take home the title of Champion Family Quiz Bowl!

Questions/Concerns: [abigham@arizona.edu](mailto:abigham@arizona.edu) or 520.340.4313

See more information in the Contest & Events section.



THE UNIVERSITY OF ARIZONA  
**Cooperative Extension**  
Pinal County

The University of Arizona is equal opportunity provider.  
Learn more: [extension.arizona.edu/legal-disclaimer](http://extension.arizona.edu/legal-disclaimer).



---

---

2026

---

---

# Public Speaking, Demonstration & Creed

---

---

Pinal County

---

---



**Public Speaking** – Participants may choose to speak on any 4-H theme / topic they choose. Criteria for judging includes: content, organization, poise, and effectiveness.

Time Limits:

Division 600 Class 1. Junior Exhibitors (3-5 minutes)

Division 600 Class 2. Senior Exhibitors (5-8 minutes)

**Demonstrations** – Participants may do team or individual demonstrations. A team demonstration consists of two members within the same division (Jr./Sr.). Participants will be judged on both their presentation and actual demonstration. The demonstration should consist of an introduction, body of information, explanation and demonstration of techniques and equipment as appropriate, and a summary.

Time Limits:

Division 600 Class 3. Junior Exhibitors (3-15 minutes)

Division 600 Class 4. Senior Exhibitors (5-20 minutes)

**National 4-H Creed** – The purpose of the Creed Speaking Contest is to develop the ability of members to demonstrate their interpretation and self-expression of the National 4-H Creed.

Time Limits:

Division 600 Class 5. Junior Exhibitors (3-5 minutes)

Division 600 Class 6. Senior Exhibitors (5-8 minutes)

---

Date: Wednesday, March 18, 2026  
Time: 4:15 PM (check in) 4:30 PM (contests begin)  
Location: Pinal County 4-H Fairgrounds, Bldg. 2  
Registration: Online ONLY at <https://pinal4.fairwire.com>  
Deadline: March 1, 2026

The University of Arizona is an equal opportunity provider. Learn more: [extension.arizona.edu/legal-disclaimer](https://extension.arizona.edu/legal-disclaimer).



# Pinal County 4-H LIVE Cake Decorating Contest

Show off your cake decorating skills and creativity!

The **LIVE Cake Decorating Contest** is a competitive event for 4-H members in food and cake decorating projects. Each contestant will decorate a **cake or styrofoam (dummy) cake** to demonstrate techniques learned and showcase their creativity.

## Contest Details

- **Date:** Thursday, March 19, 2026
- **Location:** Building 2
- **Check-in:** 12:30 PM
- **Contest Begins:** 1:00 PM
- **Duration:** 45 minutes
- **Classes (Division 312):**
  - ⇒ Junior: 8–13 years old
  - ⇒ Senior: 14–18 years old

## Contest Rules & Requirements

- All **equipment and materials** must be provided by the contestant.
- All **decorations must be prepared on-site.**
- See **Fair Exhibitor Handbook** for complete rules.

## Registration

- **Deadline:** March 1, 2026
- **Register Online:** <https://pinal4.fairwire.com>

## Tip for Contestants

Bring your creativity, plan your design, and get ready to impress the judges!



THE UNIVERSITY OF ARIZONA  
**Cooperative Extension**  
Pinal County

The University of Arizona is an equal opportunity provider. Learn more: [extension.arizona.edu/legal-disclaimer](https://extension.arizona.edu/legal-disclaimer).



# LIVE CHOPPED CONTEST

## PINAL COUNTY 4-H FAIR

### WHOSE MAIN DISH WILL IMPRESS THE JUDGES?



The LIVE **Chopped Contest** is a competitive event where 4-H youth will put their culinary skills to the test by creating their best dish. Contestants will apply creativity, food preparation, food safety, and presentation skills as they compete to impress the judges using the provided ingredients.

#### CONTEST DETAILS

- **Date:** Thursday, March 19, 2026
- **Location:** Building 2
- **Check-in:** 4:00 PM
- **Contest Begins:** 4:30 PM
- **Duration:** 45 minutes
- **Classes (Division 601):**
  - ⇒ Junior: 8–13 years old
  - ⇒ Senior: 14–18 years old

#### REGISTRATION

- **Deadline:** March 1, 2026
- **Register:** <https://pinal4.fairwire.com>



#### CONTEST RULES & REQUIREMENTS

Contestants must apply their creativity, food preparation, food safety, and leadership skills to prepare a recipe—and then present their finished dish to a panel of judges.

Each participant will bring their own ingredients, pots, pans, utensils, cutting board, and dishes—everything needed to prepare, cook, and display their dish. 4-H will provide:

- A prep station
- ½ of an 8' table (4' of preparation space)
- 1 double burner
- The following mandatory ingredients:
  - ⇒ Canned Chickpea
  - ⇒ Vienna Sausage
  - ⇒ Zucchini

The finished dish **must include all mandatory ingredients**, or the participant will be disqualified.

The contest is **45 minutes long**. Each contestant has up to 45 minutes to prepare, cook, and plate their dish, using only the provided double burner. The use of any other appliances is not permitted.

See **Fair Exhibitor Handbook** for complete rules.

Recipes must be submitted to **Jennie Treadway** at [jennietreadway@arizona.edu](mailto:jennietreadway@arizona.edu) by **March 8<sup>th</sup>**.

# Pinal County 4-H Farm Ag-Ventures Day Activities



Friday, March 20, 2026



ENJOY FREE ACTIVITIES IN  
BUILDING #2 FROM  
9:00AM-1:00PM.

Ag-Venture Activities Every Hour:

1. Seed Dissection
2. Life cycle of an Apple
3. Chicken Genetics Game
4. Life cycle of a Chicken

Check out this activity all day:  
Farm Web



THE UNIVERSITY OF ARIZONA  
Cooperative Extension  
Pinal County

The University of Arizona is an equal opportunity provider.  
Learn more: [extension.arizona.edu/legal-disclaimer](https://extension.arizona.edu/legal-disclaimer).



# PINAL COUNTY 4-H FAIR S.T.E.M. CHALLENGE



Enjoy building LEGO sculptures? Join the 2026 4-H S.T.E.M. Challenge! It is fun competitive challenge for 4-H master builders.

Complete challenge cards within a set time period to hold the title of 4-H Master Builder/ Pinal County. A chance to pull your innovative ideas into focus and build away.

**FRIDAY, MARCH 20, 2026 BLDG. 2**

1:30 PM—Check-in

2:00 PM—Contest begins

There will be two (2) STEM Challenge contest classes for 4-H members, under Division 314:

- Junior (8-13 years old)
- Senior (14-18 years old)

Register online by **March 1, 2026** to compete.

To register go to: <https://pinal4.fairwire.com>

For more information, contact the 4-H Office  
820 East Cottonwood Lane, #C  
Casa Grande, AZ 85122

Phone: (520) 836-5221

Email: [mmelende@cals.arizona.edu](mailto:mmelende@cals.arizona.edu)



THE UNIVERSITY OF ARIZONA

**Cooperative Extension**

Pinal County

# TRASH TO TREASURE

## CARDBOARD CREATIONS CONTEST

### WHERE:

Pinal County Fairgrounds  
Building 2

### WHEN:

March 20, 2026  
@4:00pm

### WHO:

4-H Junior & Senior  
Members

### WHY:

Challenging you to turn  
cardboard into  
art creations!

### DIVISION 605 -

### TRASH TO TREASURE LIVE CONTEST

Class	Description
-------	-------------

- |    |                                 |
|----|---------------------------------|
| 1. | Junior Member (8-13 years old)  |
| 2. | Senior Member (14-18 years old) |

A first and second place winner will be chosen in the Jr. 4-H member, Sr. 4-H member categories (based on entries).

Pick-up of artwork: March 22<sup>nd</sup>, 1:00 p.m.– 2:00 p.m.



THE UNIVERSITY OF ARIZONA  
**Cooperative Extension**  
Pinal County

**PROVIDING RECYCLABLES:**  
✓ cardboard





# 4-H Fashion Revue



**ARE YOU ENTHUSIASTIC ABOUT MAKING AND MODELING CLOTHING?  
SIGN UP FOR THE 4-H FASHION REVUE!**



Contestants will participate in a public fashion show where they will have an opportunity to model in a way to showcase their outfit/garment. Judges will score the contestants on their modeling skills, their outfit/garment, and oral presentation.

All contestants will be required to introduce themselves during the public fashion revue. The contest will be broken into 2 parts: personal interview and fashion revue modeling. Contestants will meet for a personal interview with the judges. During the interview, contestants will have the opportunity to provide an oral presentation in front of the judges. The presentation should be in the following format:

- Name, club name, age
- One-two minutes or less presentation about their 4-H Clothing and Textiles project.
  - ✓ This oral presentation can include information about the garment being modeled, learning experiences or activities with in the clothing and textiles project, future project/personal plans, and any other information related to their 4-H career.

The Fashion Review is available in two divisions for 4-H members:

- Junior (8-13 years old)
- Senior (14-18 years old)

**CONTEST WILL TAKE PLACE FRIDAY, MARCH 20, 2026 IN BLDG. 2.**

5:30—Check-in

6:00—Review begins

Register online by **March 1, 2026** to compete.

To register go to: <https://pinal4.fairwire.com>



THE UNIVERSITY OF ARIZONA

**Cooperative Extension**

Pinal County

The University of Arizona is an equal opportunity provider. Learn more: [extension.arizona.edu/legal-disclaimer](https://extension.arizona.edu/legal-disclaimer).



# 4-H NAILED IT!

## Cake Decorating Contest



Recreate the **expectation cake displayed at fair** as closely as possible!  
Perfection not required—just **fun** and **effort**!

**WHO CAN ENTER? OPEN ENROLLED 4-H MEMBERS—JUDGED BY AGE DIVISION**

### CONTEST RULES:

- Register Online—Division 607
- Get a Reference Example
- Use Provided or Approved Materials
- Work Individually (unless a team event)



### JUDGING CRITERIA:



Similarity  
to Original



Creativity &  
Problem  
Solving



Use of  
Materials



Effort &  
Craftsmanship



Positive  
Attitude



THE UNIVERSITY OF ARIZONA  
**Cooperative Extension**  
Pinal County

The University of Arizona is an equal opportunity provider.  
Learn more: [extension.arizona.edu/legal-disclaimer](https://extension.arizona.edu/legal-disclaimer).



# CUPCAKE



# WARS



The 4-H Cupcake Wars Competition is a fun and structured culinary arts event open to youth ages **8–18**. Participants will demonstrate creativity, time management, and presentation skills by decorating cupcakes based on assigned themes.

This event is designed to promote creativity, responsibility, and presentation skills in a supportive and educational environment. Event will take place **March 21<sup>st</sup>** at 4:00pm, Bldg. #2.

## DIVISION 608

*Participation is limited to **12 youth per division**.*

- **Junior Division:** Ages 8–13
- **Senior Division:** Ages 14–18

## COMPETITION FORMAT

- Each participant will decorate **12 cupcakes**, consisting of **4 cupcakes per theme**.
- Youth will be provided with **12 unfrosted cupcakes**:
  - ⇒ 4 vanilla
  - ⇒ 4 chocolate
  - ⇒ 4 strawberry

## CUPCAKE WARS THEMES

- **War 1:** Summer Fun
- **War 2:** Holiday
- **War 3:** 4-H Shine

## TIME & SETUP

- Participants will have **45 minutes** to frost, decorate, and prepare their cupcake display prior to judging.
- **Electricity will not be available**; all decorating must be completed without powered equipment.

## CLEANUP

- Participants are required to clean their work area at the end of the competition.

## SUPPLIES

- Participants are responsible for bringing all decorating supplies, including but not limited to:
  - ⇒ Frosting, fillings, food coloring, fondant, sprinkles, and decorations
  - ⇒ Decorating tools, bowls, spatulas, and any other necessary equipment
- *Decorations may be homemade or commercially purchased.*

## JUDGING & PRESENTATION

- Each participant will present **one cupcake to each judge** (three total).
- The fourth cupcake from each theme will be used for display and may be shared at the conclusion of the competition.



THE UNIVERSITY OF ARIZONA

**Cooperative Extension**

Pinal County

The University of Arizona is an equal opportunity provider.  
Learn more: [extension.arizona.edu/legal-disclaimer](https://extension.arizona.edu/legal-disclaimer).

# GET READY TO REACH THE STARS!

ARE YOU READY TO TAKE YOUR SKILLS TO THE SKIES?  
JOIN US FOR A 4-H ROCKET SHOW &  
4-H DRONE CHALLENGE!



## APRIL 18, 2026 @10:00AM

**PENDING CONFIRMATION**

**COOLIDGE-FLORENCE ELK'S LODGE #2350  
2241 N ATTAWAY RD, COOLIDGE, AZ**

The 4-H Rocket Show is your chance to design, build, and launch your own rocket while putting your 4-H values to the test.

Whether you're a first-time builder or a seasoned rocket enthusiast, this event is all about exploring the exciting world of aerospace technology, innovation, and hands-on learning.

Watch your rocket take flight as you compete against fellow 4-Hers in a fun, friendly atmosphere. The sky's the limit!

---

The 4-H Drone Challenge is an exciting opportunity for young innovators and aspiring drone pilots to explore the world of unmanned aerial vehicles (UAVs) while applying their 4-H values of Head, Heart, Hands, and Health.

Whether you're a beginner or an experienced flyer, there's a challenge for everyone to showcase their creativity, problem-solving, and technical skills.

Challenge Include:

Obstacle Course Race: Test your piloting skills by navigating a tricky obstacle course with precision and speed!



THE UNIVERSITY OF ARIZONA

**Cooperative Extension**

Pinal County

THE UNIVERSITY OF ARIZONA IS AN EQUAL OPPORTUNITY PROVIDER. LEARN MORE: [EXTENSION.ARIZONA.EDU/LEGAL-DISCLAIMER](https://extension.arizona.edu/legal-disclaimer).





PINAL COUNTY 4-H

# SHOOTING SPORTS COMPETITION


## MULTI-DISCIPLINE MATCH

Who: Pinal County 4-H Shooting Sports Members ages 8-18  
When: April 4, 2026, beginning at 8:00am  
Where: BLM (crossroads Tabletop & Fulcar Dr). Google Maps  
pin: <https://maps.app.goo.gl/W9Sq47joiHwRfefA7>



## AIR MATCH

Who: Pinal County 4-H Shooting Sports Youth ages 8-18  
When: April 18, 2026, beginning at 8:00am  
Where: **PENDING CONFIRMATION**  
Coolidge-Florence Elk's Lodge #2350  
2241 N Attaway Rd, Coolidge, AZ 85128



## REGISTRATION & INFORMATION

Z-SUITE REGISTRATION IS NOW OPEN  
<https://4h.zsuite.org/event-registrations/39627>

More information is listed on Z-Suite.

Questions or concerns, please contact  
Esther Turner, Associate Agent, 4-H  
[eturner@cals.arizona.edu](mailto:eturner@cals.arizona.edu) | (520) 340-4815



THE UNIVERSITY OF ARIZONA  
**Cooperative Extension**  
Pinal County

University of Arizona, Cooperative Extension, Pinal  
820 East Cottonwood Lane, #C, Casa Grande, AZ 85122  
(520) 836-5221 | <http://extension.arizona.edu/pinal>

The University of Arizona is an equal opportunity provider.  
Learn more: [extension.arizona.edu/legal-disclaimer](http://extension.arizona.edu/legal-disclaimer).



University of Arizona, Cooperative Extension, Pinal



Rise & Shine 4-H

# Summer Camp

JULY 7-12, 2026



## Who can be a camper?

Youth, ages 9-13

## What is the fee to be a camper?

4-H Member Fee

Early Registration \$350

Late Registration \$400

Non 4-H Member Fee

Early Registration \$375

Late Registration \$425

## Camper Details

## Camp Counselor Details

### Who can be a 4-H Counselor?

Teens, ages 14-19

### What is the fee to be a camp counselor?

Only 4-H Members - Application Process

### Deadline to sign up to be come a counselor?

May 1, 2026

### When is the camp counselor training?

To Be Determined

**Late Registration: June 28, 2026 - July 4, 2026**



THE UNIVERSITY OF ARIZONA

Cooperative Extension

Pinal County



Questions or Concerns, contact

Esther Turner, Associate Agent, 4-H

at [eturner@cals.arizona.edu](mailto:eturner@cals.arizona.edu) or (520) 340-4815

The University of Arizona is equal opportunity provider. Learn more: [extension.arizona.edu/legal-disclaimer](https://extension.arizona.edu/legal-disclaimer).





Rise & Shine 4-H

# Summer Camp

## COUNSELOR RECRUITMENT

**Attention 4-H Members between  
the ages of 14-19!**

Step into a leadership role as a Camp  
Counselor at the Rise & Shine 4-H  
Summer Camp

- ✓ Make new friends
- ✓ Build leadership skills
- ✓ Have fun all week
- ✓ Great experiences
- ✓ Camp Dates: July 7-12, 2026
- ✓ Counselor Training: Date TBD
- ✓ Must be in good standing with your 4-H club.

Questions or Concerns, contact

Esther Turner, Associate Agent, 4-H  
at [eturner@cals.arizona.edu](mailto:eturner@cals.arizona.edu) or (520)340-4815



THE UNIVERSITY OF ARIZONA  
**Cooperative Extension**  
Pinal County

The University of Arizona is equal opportunity provider. Learn more: [extension.arizona.edu/legal-disclaimer](http://extension.arizona.edu/legal-disclaimer).

# \*Example of Index Cards

Below are examples Index Cards for your Building Exhibit Project – Click the link below to access the fillable files, where you can type, print, and attach them to your project: <https://extension.arizona.edu/events/pinal-county-4-h-fair>

<p>PROJECT NAME:</p> <p>HOW MANY YEARS I HAVE PARTICIPATED IN THIS PROJECT:</p> <p>WHY I CHOSE THIS PROJECT, HOW I MADE IT &amp; WHAT I LEARNED:</p>	<p>PROJECT NAME: Wildcat Blanket</p> <p>HOW MANY YEARS I HAVE PARTICIPATED IN THIS PROJECT: 2 years</p> <p>WHY I CHOSE THIS PROJECT, HOW I MADE IT &amp; WHAT I LEARNED:</p> <p>I made a blanket for my stuffed wildcat. I learned how to choose the right fabric and how to sew a straight edge with a sewing machine.</p> <p>It was not easy and I had to practice. Now I have a blanket for Wilber.</p> <p>I used a sewing machine, blanket fabric, batting and thread.</p>
<p>FOOD PRODUCT NAME:</p> <p>HOW MANY YEARS I HAVE PARTICIPATED IN THIS PROJECT:</p> <p>INGREDIENTS (CAN INCLUDE RECIPE ON BACK):</p> <p>WHY I CHOSE THIS RECIPE &amp; TECHNIQUES I USED TO MAKE IT:</p>	<p>FOOD PRODUCT NAME: Wildcat Cookies</p> <p>HOW MANY YEARS I HAVE PARTICIPATED IN THIS PROJECT: 2 years</p> <p>INGREDIENTS (CAN INCLUDE RECIPE ON BACK):</p> <p>Cookie: All-purpose flour, baking soda, baking powder, butter, white sugar, egg, vanilla extract, food coloring.</p> <p>WHY I CHOSE THIS RECIPE &amp; TECHNIQUES I USED TO MAKE IT:</p> <p>I made cookies like my stuffed wildcat. I learned how to buy the ingredients and how to follow a recipe to make sugar cookies. I learned how to roll out the dough and use a cookie cutter to make my wildcat. Once they were done cooking I decorated using icing.</p>
<p>PRESERVE PRODUCT NAME:</p> <p>HOW MANY YEARS I HAVE PARTICIPATED IN THIS PROJECT:</p> <p>DATE PRESERVED: / / METHOD USED:</p> <p>INGREDIENTS (CAN INCLUDE RECIPE ON BACK):</p> <p>WHY I CHOSE THIS RECIPE &amp; TECHNIQUES I USED TO MAKE IT:</p>	<p>PRESERVE PRODUCT NAME: Wild Berry Wildcat Jam</p> <p>HOW MANY YEARS I HAVE PARTICIPATED IN THIS PROJECT: 2 years</p> <p>DATE PRESERVED: 2 / 1 /25 METHOD USED: Water Bath</p> <p>INGREDIENTS (CAN INCLUDE RECIPE ON BACK):</p> <p>Frozen Mixed Berry Mix and Sugar</p> <p>WHY I CHOSE THIS RECIPE &amp; TECHNIQUES I USED TO MAKE IT:</p> <p>I made a jam to eat with my stuffed wildcat. I learned how to buy the ingredients and how to follow a recipe. I learned how to crush the berries and use a thermometer. I put the jam in jars in water bath until done.</p>